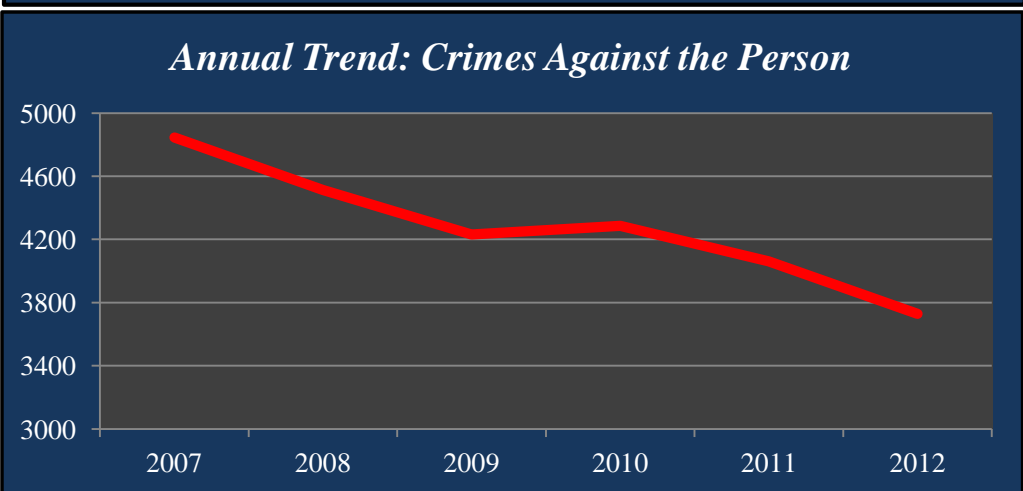
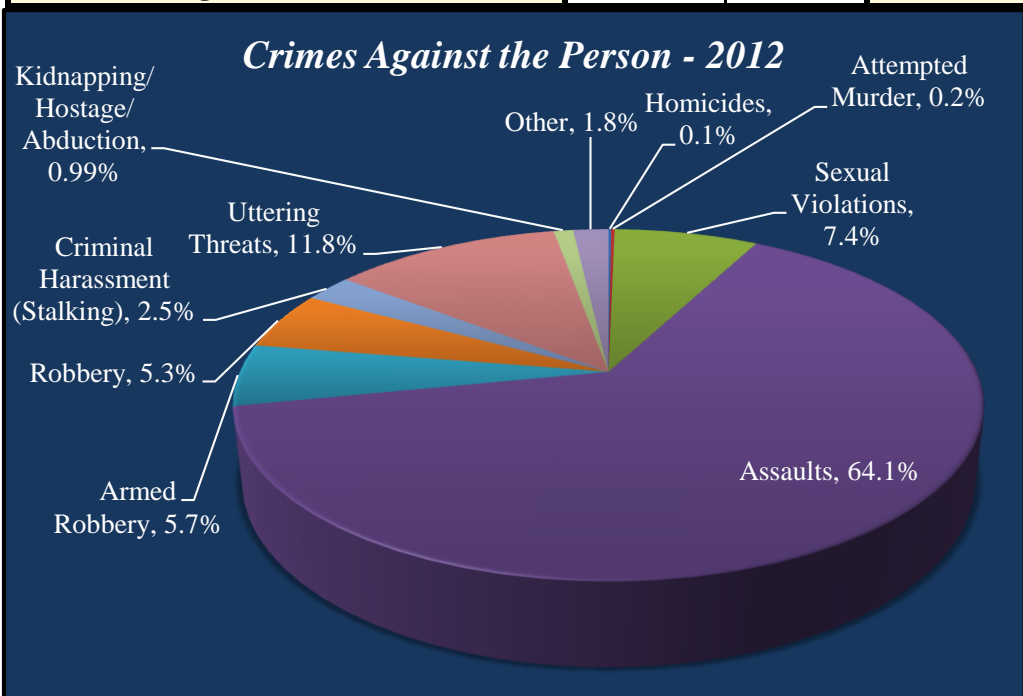




### Crimes Against the Person

	2011	2012	% Chg.
Homicides	5	5	0.00%
Attempted Murder	5	7	40.00%
Sexual Violations	264	277	4.92%
Assaults	2,484	2,391	-3.74%
Armed Robbery	193	212	9.84%
Robbery	224	198	-11.61%
Criminal Harassment (Stalking)	166	93	-43.98%
Uttering Threats	548	440	-19.71%
Kidnapping/Hostage Taking/Abduction	30	37	23.33%
Other Crimes Against the Person	142	68	-52.11%
<b>Total Crimes Against the Person</b>	<b>4,061</b>	<b>3,728</b>	<b>-8.20%</b>

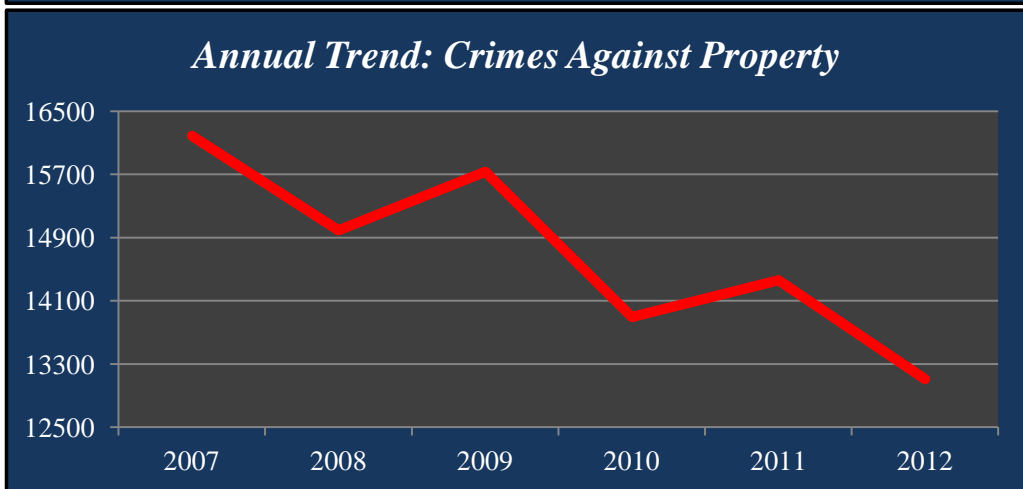


NOTE: Statistics on record as of Wednesday, **January 23**, taken from Saskatoon Records Management System. For a better understanding of Saskatoon Crime Statistics, visit [www.saskatoonpoliceservice.ca](http://www.saskatoonpoliceservice.ca). Crime statistics are constantly being updated due to new information being received, changes in reporting procedures, and ongoing investigations. As a result, 2011 data may differ from previously published reports.



**Crimes Against Property**

	2011	2012	% Chg.
Arson	99	60	-39.39%
Break and Enter - Residential	918	930	1.31%
Break and Enter - Business	496	579	16.73%
Break and Enter - Other	309	313	1.29%
Theft Over \$5000	80	88	10.00%
Bicycle Theft Under \$5,000	297	260	-12.46%
Other Theft Under \$5,000	5,277	5,075	-3.83%
Theft of Motor Vehicle	1,455	984	-32.37%
Possession of Stolen Property	376	359	-4.52%
Fraud	1,124	1,071	-4.72%
Graffiti	538	462	-14.13%
Mischief/Wilful Damage	3,391	2,928	-13.65%
<b>Total Crimes Against Property</b>	<b>14,360</b>	<b>13,109</b>	<b>-8.71%</b>



NOTE: Statistics on record as of Wednesday, **January 23**, taken from Saskatoon Records Management System. For a better understanding of Saskatoon Crime Statistics, visit [www.saskatoonpoliceservice.ca](http://www.saskatoonpoliceservice.ca). Crime statistics are constantly being updated due to new information being received, changes in reporting procedures, and ongoing investigations. As a result, 2011 data may differ from previously published reports.



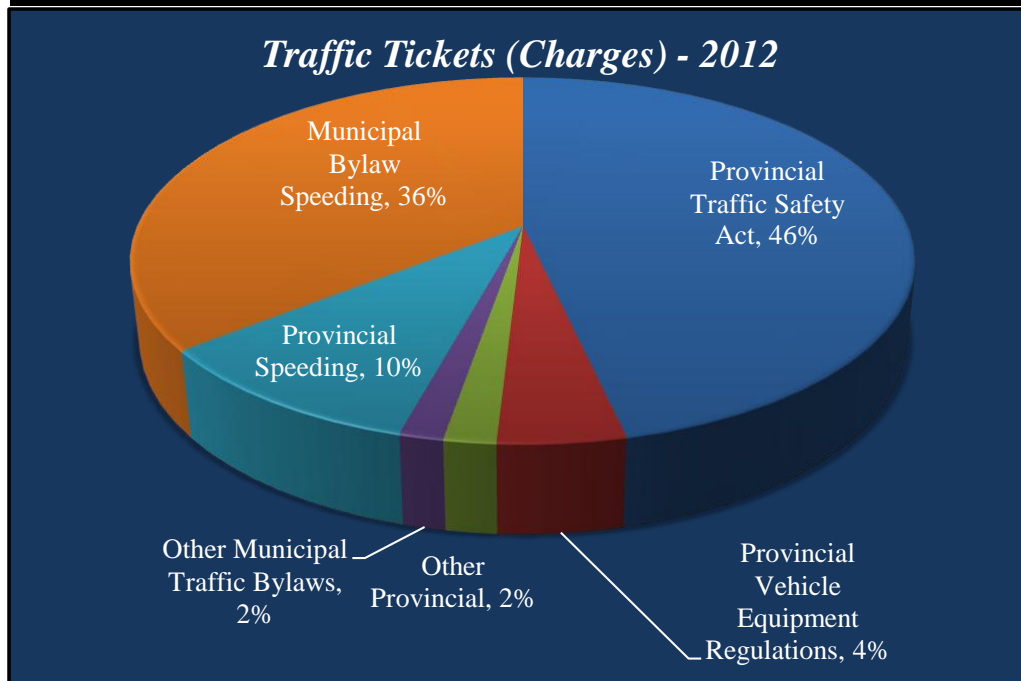
**Other Criminal Code Violations**

	2011	2012	% Chg.
Prostitution	185	134	-27.57%
Controlled Drug and Substance Act	773	759	-1.81%
Weapons Possession Cont to Order/Concealed	310	325	4.84%
Firearms Related	13	13	0.00%
Other Criminal Code	7,410	7,719	4.17%
Criminal Code Traffic Violations	771	742	-3.76%
<b>Total Other Criminal Code &amp; CDSA</b>	<b>9,462</b>	<b>9,692</b>	<b>2.43%</b>

**Traffic Tickets (Charges)**

	2011	2012	% Chg.
Provincial Traffic Safety Act	14,864	16,945	14.00%
Provincial Vehicle Equipment Regulations	1,238	1,612	30.21%
Other Provincial	577	661	14.56%
Other Municipal Traffic Bylaws	452	561	24.12%
Provincial Speeding	2,930	3,664	25.05%
Municipal Bylaw Speeding	11,407	13,018	14.12%
<b>Total Traffic Tickets (Charges)</b>	<b>31,468</b>	<b>36,461</b>	<b>15.87%</b>
<b>Total Collisions</b>	<b>7,383</b>	<b>7,589</b>	<b>2.79%</b>

*Traffic Tickets (Charges) - 2012*



NOTE: Statistics on record as of Wednesday, **January 23**, taken from Saskatoon Records Management System. For a better understanding of Saskatoon Crime Statistics, visit [www.saskatoonpoliceservice.ca](http://www.saskatoonpoliceservice.ca). Crime statistics are constantly being updated due to new information being received, changes in reporting procedures, and ongoing investigations. As a result, 2011 data may differ from previously published reports.



# Saskatoon Police Service

*Honour - Spirit - Vision*

## Saskatoon Year End Summary Report 2012

### Communications

	2011	2012	% Chg.
Total Calls Dispatched	77,133	72,996	-5.36%
Total Calls Not Dispatched	23,877	24,550	2.82%
<b>Total Complaints</b>	<b>101,010</b>	<b>97,546</b>	<b>-3.43%</b>
Telephone	55,421	53,079	-4.23%
911 Calls	30,267	31,281	3.35%

### Detention

	2011	2012	% Chg.
<b>Total Persons Arrested</b>	<b>11,593</b>	<b>11,627</b>	<b>0.29%</b>
<b>Males Arrested</b>	<b>8,741</b>	<b>8,849</b>	<b>1.24%</b>
<i>Adults</i>	7,727	7,907	2.33%
<i>Young Offenders</i>	1,014	942	-7.10%
<b>Females Arrested</b>	<b>2,852</b>	<b>2,778</b>	<b>-2.59%</b>
<i>Adults</i>	2,235	2,244	0.40%
<i>Young Offenders</i>	617	534	-13.45%

### Detention - 2012

