

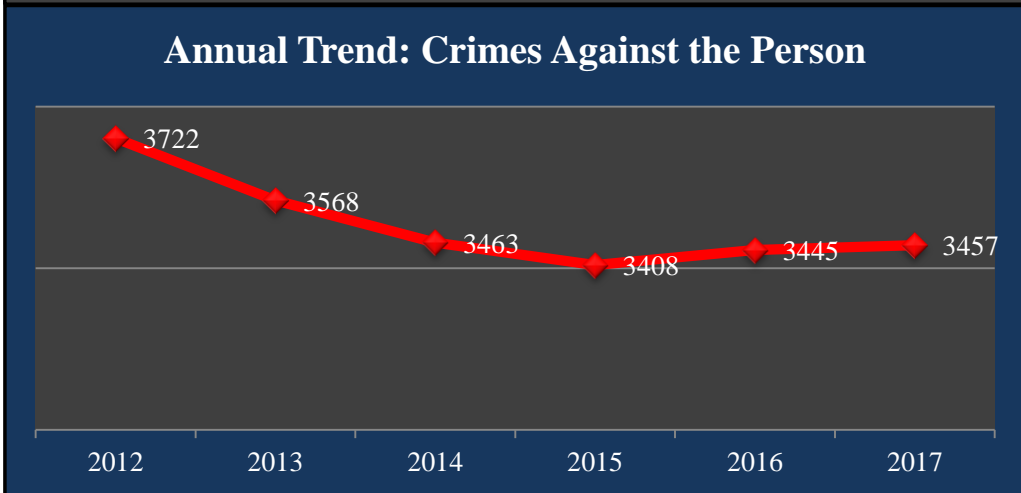
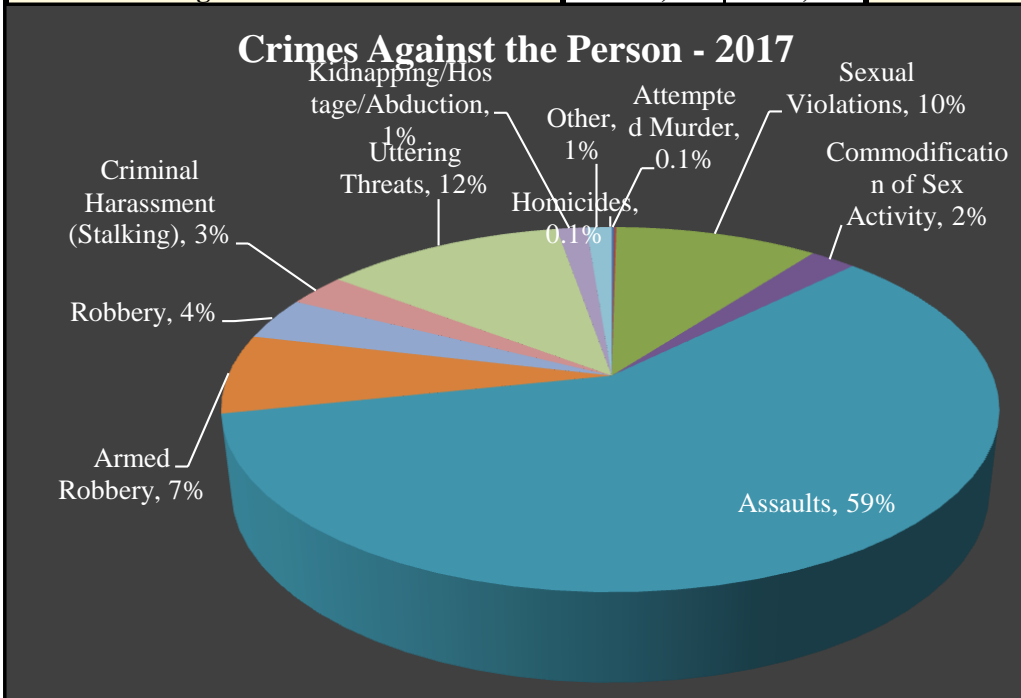


Saskatoon Police Service

Honour - Spirit - Vision

Saskatoon 2017 Summary

Crimes Against the Person	2016	2017	% Chg.
Homicides	10	4	-60.00%
Attempted Murder	7	4	-42.86%
Sexual Violations	324	348	7.41%
Commodification of Sex Activity	90	79	-12.22%
Assaults	2,093	2,043	-2.39%
Armed Robbery	188	243	29.26%
Robbery	139	131	-5.76%
Criminal Harassment (Stalking)	65	100	53.85%
Uttering Threats	441	411	-6.80%
Kidnapping/Hostage Taking/Abduction	50	51	2.00%
Other Crimes Against the Person	38	43	13.16%
Total Crimes Against the Person	3,445	3,457	0.35%



NOTE: Statistics on record as of Monday **March 5, 2018**, taken from Saskatoon Records Management System. For a better understanding of Saskatoon Crime Statistics, visit www.saskatoonpoliceservice.ca. Crime statistics are constantly being updated due to new information being received, changes in reporting procedures, and ongoing investigations. As a result data may differ from previously published reports.



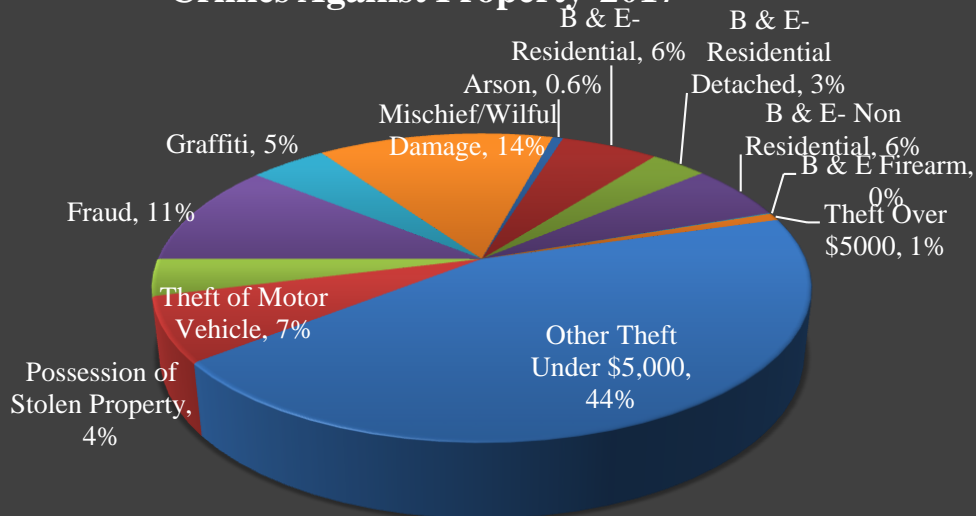
Saskatoon Police Service

Honour - Spirit - Vision

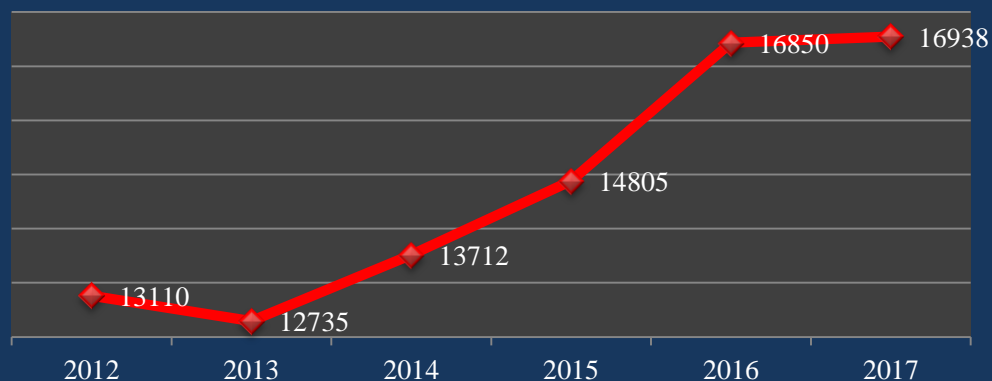
Saskatoon 2017 Summary

Crimes Against Property	2016	2017	% Chg.
Arson	102	106	3.92%
Break and Enter - Residential	946	967	2.22%
Break and Enter-Residential Detached Building	531	562	5.84%
Break and Enter - Non Residential	800	992	24.00%
Break and Enter to Steal Firearm	23	15	-34.78%
Theft Over \$5000	104	131	25.96%
Other Theft Under \$5,000	7,616	7,430	-2.44%
Theft of Motor Vehicle	1,268	1,143	-9.86%
Possession of Stolen Property	689	656	-4.79%
Fraud	1,692	1,829	8.10%
Graffiti	661	763	15.43%
Mischief/Willful Damage	2,418	2,343	-3.10%
Total Crimes Against Property	16,850	16,937	0.52%

Crimes Against Property-2017



Annual Trend: Crimes Against Property



NOTE: Statistics on record as of Monday March 5, 2018, taken from Saskatoon Records Management System. For a better understanding of Saskatoon Crime Statistics, visit www.saskatoonpoliceservice.ca. Crime statistics are constantly being updated due to new information being received, changes in reporting procedures, and ongoing investigations. As a result data may differ from previously published reports.



Saskatoon Police Service

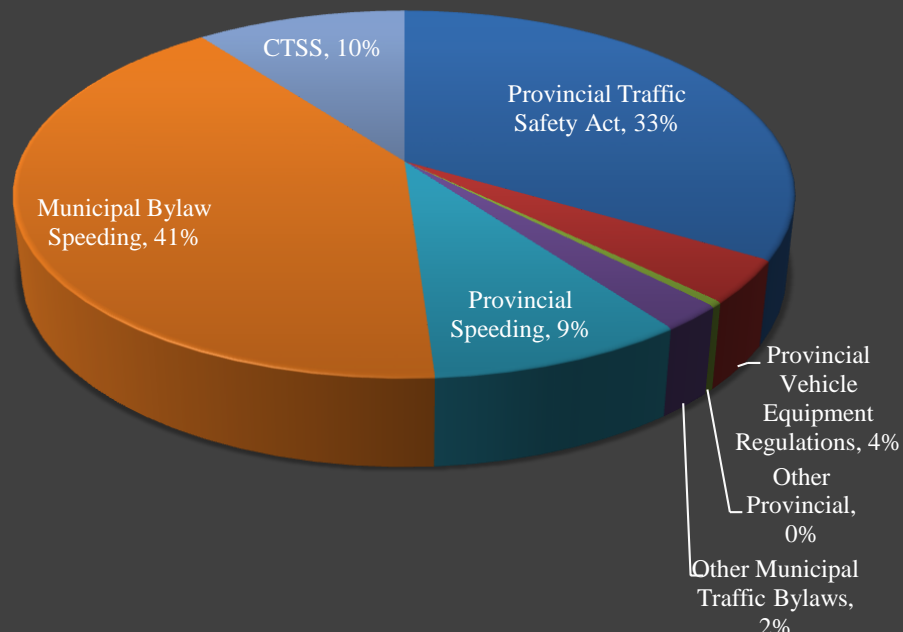
Honour - Spirit - Vision

Saskatoon 2017 Summary

Other Criminal Code Violations	2016	2017	% Chg.
Controlled Drug and Substance Act	1,096	1,156	5.47%
Weapons Possession Cont to Order/Concealed	619	788	27.30%
Firearms Related	18	17	-5.56%
Other Criminal Code	8,991	8,891	-1.11%
Criminal Code Traffic Violations	891	859	-3.59%
Total Other Criminal Code & CDSA	11,615	11,711	0.83%

Traffic Tickets (Charges)	2016	2017	% Chg.
Provincial Traffic Safety Act	10,777	11,483	6.55%
Provincial Vehicle Equipment Regulations	1,196	1,285	7.44%
Other Provincial	242	146	-39.67%
Other Municipal Traffic Bylaws	823	779	-5.35%
Provincial Speeding	2,310	3,117	34.94%
Municipal Bylaw Speeding	13,479	13,985	3.75%
CTSS/SPS	4,339	3,537	-18.48%
Total Traffic Tickets (Charges)	33,166	34,332	3.52%

Traffic Tickets (Charges) - 2017



Collisions	2016	2017	% Chg.
Property Damage	6,227	6,209	-0.29%
Personal Injury	934	727	-22.16%
Fatality	6	8	33.33%
Total Collisions	7,167	6,944	-3.11%

NOTE: Statistics on record as of Monday March 5, 2018, taken from Saskatoon Records Management System. For a better understanding of Saskatoon Crime Statistics, visit www.saskatoonpoliceservice.ca. Crime statistics are constantly being updated due to new information being received, changes in reporting procedures, and ongoing investigations. As a result data may differ from previously published reports.



Saskatoon Police Service

Honour - Spirit - Vision

Saskatoon 2017 Summary

Communications	2016	2017	% Chg.
Total Calls Dispatched	79,208	81,885	3.38%
Total Calls Not Dispatched	28,642	28,924	0.98%
Total Complaints	107,850	110,809	2.74%
Telephone	62,860	65,140	3.63%
911 Calls	36,174	36,625	1.25%

Detention	2016	2017	% Chg.
Total Persons Arrested	10,910	10,935	0.23%
Males Arrested	8,170	7,938	-2.84%
<i>Adults</i>	7,524	7,273	-3.34%
<i>Young Offenders</i>	646	665	2.94%
Females Arrested	2,739	2,997	9.42%
<i>Adults</i>	2,426	2,643	8.94%
<i>Young Offenders</i>	313	354	13.10%
Others Arrested	1	-	-100.00%

