

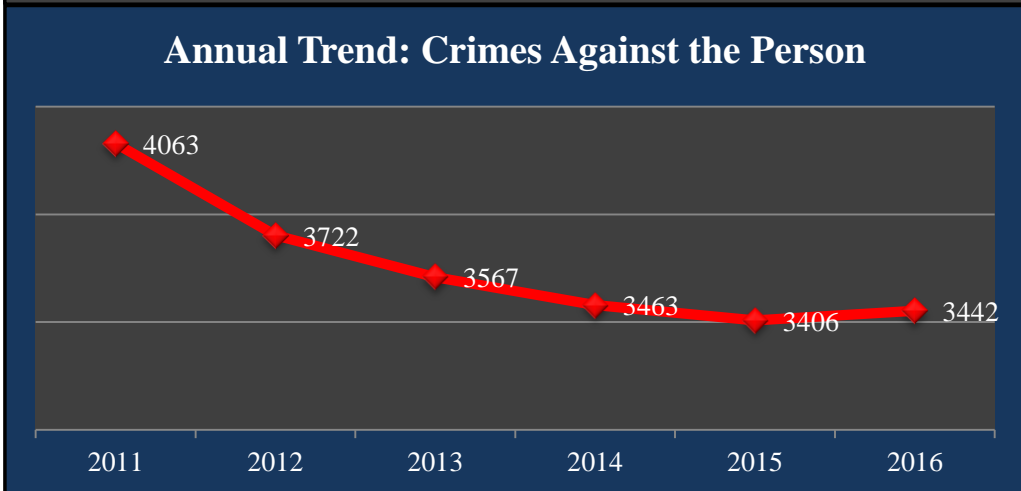
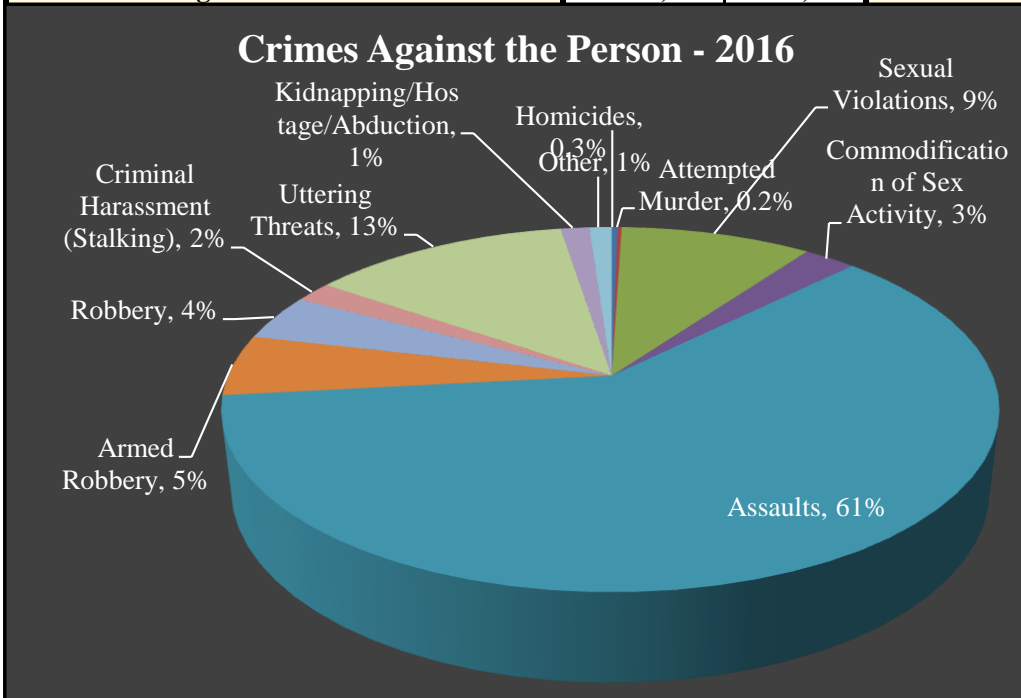


Saskatoon Police Service

Honour - Spirit - Vision

Saskatoon 2016 Summary

Crimes Against the Person	2015	2016	% Chg.
Homicides	8	10	25.00%
Attempted Murder	3	7	133.33%
Sexual Violations	284	326	14.79%
Commodification of Sex Activity	70	89	27.14%
Assaults	2,125	2,090	-1.65%
Armed Robbery	185	187	1.08%
Robbery	164	140	-14.63%
Criminal Harassment (Stalking)	95	64	-32.63%
Uttering Threats	400	442	10.50%
Kidnapping/Hostage Taking/Abduction	40	49	22.50%
Other Crimes Against the Person	32	38	18.75%
Total Crimes Against the Person	3,406	3,442	1.06%



NOTE: Statistics on record as of Monday **April 5, 2017**, taken from Saskatoon Records Management System. For a better understanding of Saskatoon Crime Statistics, visit www.saskatoonpoliceservice.ca. Crime statistics are constantly being updated due to new information being received, changes in reporting procedures, and ongoing investigations. As a result data may differ from previously published reports.



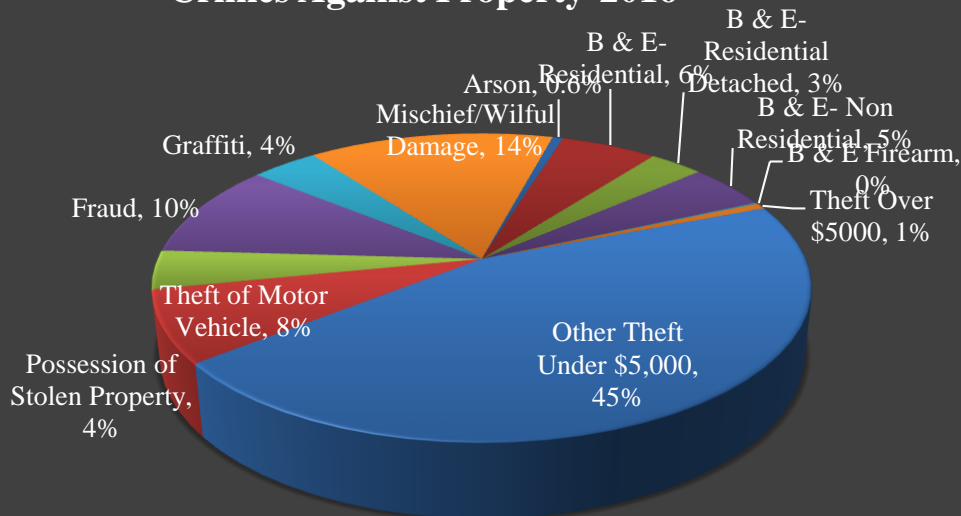
Saskatoon Police Service

Honour - Spirit - Vision

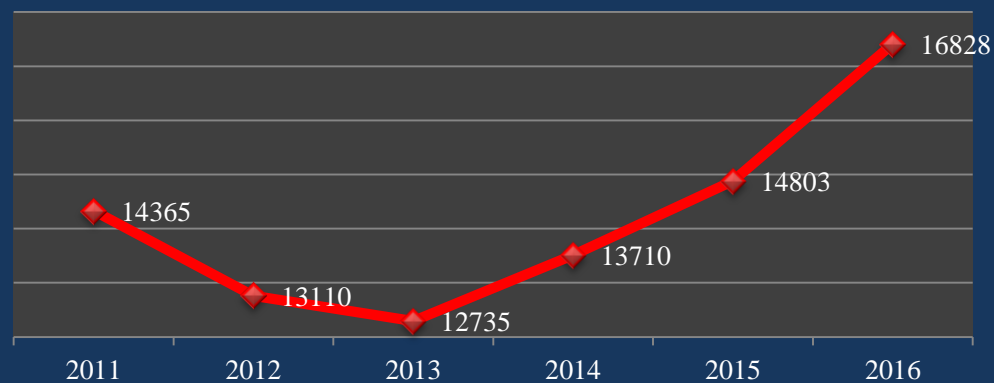
Saskatoon 2016 Summary

Crimes Against Property	2015	2016	% Chg.
Arson	100	102	2.00%
Break and Enter - Residential	890	949	6.63%
Break and Enter-Residential Detached Building	470	532	13.19%
Break and Enter - Non Residential	888	798	-10.14%
Break and Enter to Steal Firearm	21	23	9.52%
Theft Over \$5000	127	103	-18.90%
Other Theft Under \$5,000	6,365	7,614	19.62%
Theft of Motor Vehicle	1,047	1,269	21.20%
Possession of Stolen Property	475	683	43.79%
Fraud	1,433	1,676	16.96%
Graffiti	362	660	82.32%
Mischief/Wilful Damage	2,625	2,419	-7.85%
Total Crimes Against Property	14,803	16,828	13.68%

Crimes Against Property-2016



Annual Trend: Crimes Against Property



NOTE: Statistics on record as of Monday April 5, 2017, taken from Saskatoon Records Management System. For a better understanding of Saskatoon Crime Statistics, visit www.saskatoonpoliceservice.ca. Crime statistics are constantly being updated due to new information being received, changes in reporting procedures, and ongoing investigations. As a result data may differ from previously published reports.



Saskatoon Police Service

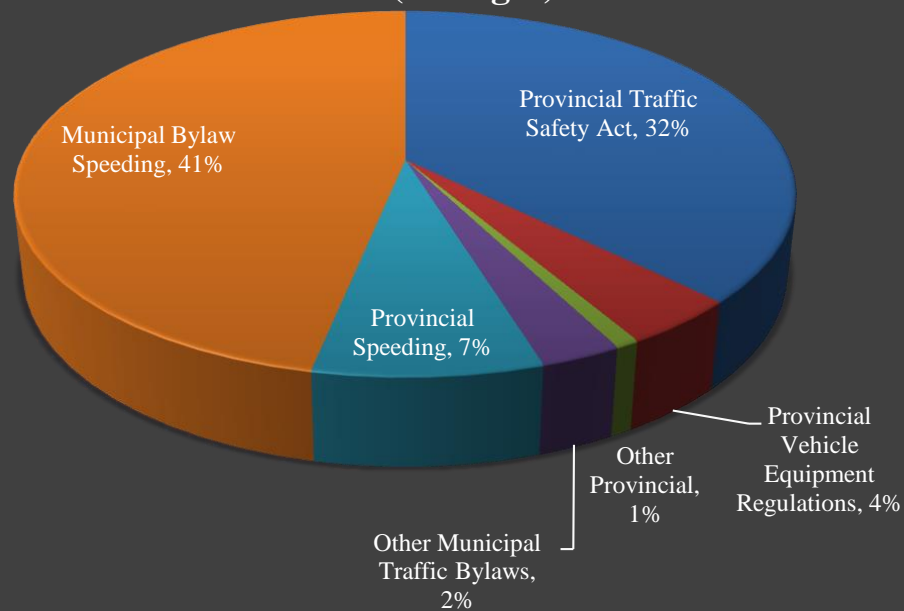
Honour - Spirit - Vision

Saskatoon 2016 Summary

Other Criminal Code Violations	2015	2016	% Chg.
Controlled Drug and Substance Act	951	1,093	14.93%
Weapons Possession Cont to Order/Concealed	522	617	18.20%
Firearms Related	12	18	50.00%
Other Criminal Code	8,157	8,976	10.04%
Criminal Code Traffic Violations	799	887	11.01%
Total Other Criminal Code & CDSA	10,441	11,591	11.01%

Traffic Tickets (Charges)	2015	2016	% Chg.
Provincial Traffic Safety Act	11,780	10,771	-8.57%
Provincial Vehicle Equipment Regulations	1,180	1,196	1.36%
Other Provincial	178	242	35.96%
Other Municipal Traffic Bylaws	975	823	-15.59%
Provincial Speeding	3,705	2,309	-37.68%
Municipal Bylaw Speeding	11,851	13,478	13.73%
CTSS/SPS	3,806	4,339	14.00%
Total Traffic Tickets (Charges)	33,475	33,158	-0.95%

Traffic Tickets (Charges) - 2016



Collisions	2015	2016	% Chg.
Property Damage	6,904	6,226	-9.82%
Personal Injury	823	934	13.49%
Fatality	8	7	-12.50%
Total Collisions	7,735	7,167	-7.34%

NOTE: Statistics on record as of Monday April 5, 2017, taken from Saskatoon Records Management System. For a better understanding of Saskatoon Crime Statistics, visit www.saskatoonpoliceservice.ca. Crime statistics are constantly being updated due to new information being received, changes in reporting procedures, and ongoing investigations. As a result data may differ from previously published reports.



Saskatoon Police Service

Honour - Spirit - Vision

Saskatoon 2016 Summary

Communications	2015	2016	% Chg.
Total Calls Dispatched	76,745	79,208	3.21%
Total Calls Not Dispatched	26,748	28,642	7.08%
Total Complaints	103,493	107,850	4.21%
Telephone	59,134	62,860	6.30%
911 Calls	34,299	36,174	5.47%

Detention	2015	2016	% Chg.
Total Persons Arrested	11,008	11,008	0.00%
Males Arrested	8,183	8,235	0.64%
<i>Adults</i>	7,478	7,589	1.48%
<i>Young Offenders</i>	705	646	-8.37%
Females Arrested	2,825	2,770	-1.95%
<i>Adults</i>	2,431	2,457	1.07%
<i>Young Offenders</i>	394	313	-20.56%
Others Arrested	-	3	N/A

