



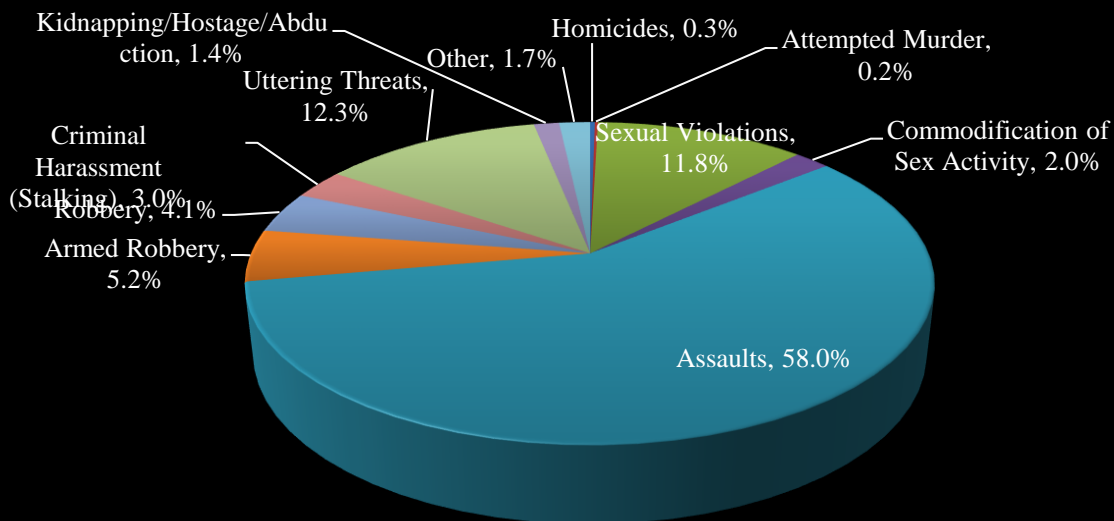
Saskatoon Police Service

Honour - Spirit - Vision

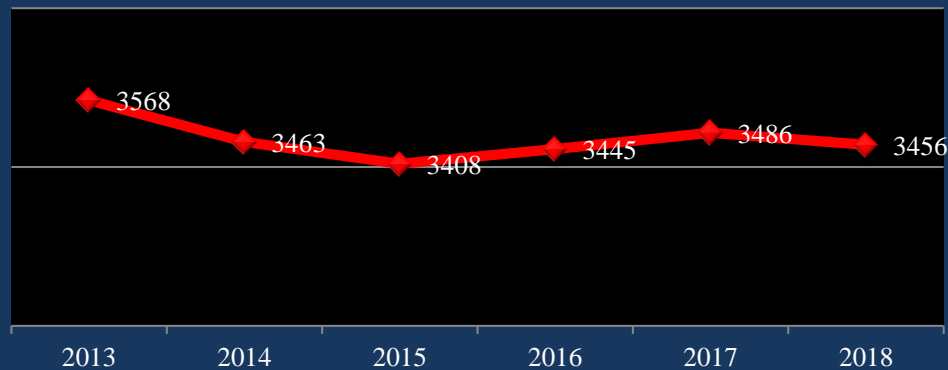
Saskatoon 2018 Summary

Crimes Against the Person	2017	2018	% Chg.
Homicides	7	9	28.57%
Attempted Murder	4	6	50.00%
Sexual Violations	371	407	9.70%
Commodification of Sex Activity	78	69	-11.54%
Assaults	2,048	2,004	-2.15%
Armed Robbery	250	180	-28.00%
Robbery	123	143	16.26%
Criminal Harassment (Stalking)	101	103	1.98%
Uttering Threats	412	426	3.40%
Kidnapping/Hostage Taking/Abduction	50	49	-2.00%
Other Crimes Against the Person	42	60	42.86%
Total Crimes Against the Person	3,486	3,456	-0.86%

Crimes Against the Person - 2018



Annual Trend: Crimes Against the Person



NOTE: Statistics on record as of Monday **March 5, 2019**, taken from Saskatoon Records Management System. For a better understanding of Saskatoon Crime Statistics, visit www.saskatoonpoliceservice.ca. Crime statistics are constantly being updated due to new information being received, changes in reporting procedures, and ongoing investigations. As a result data may differ from previously published reports.

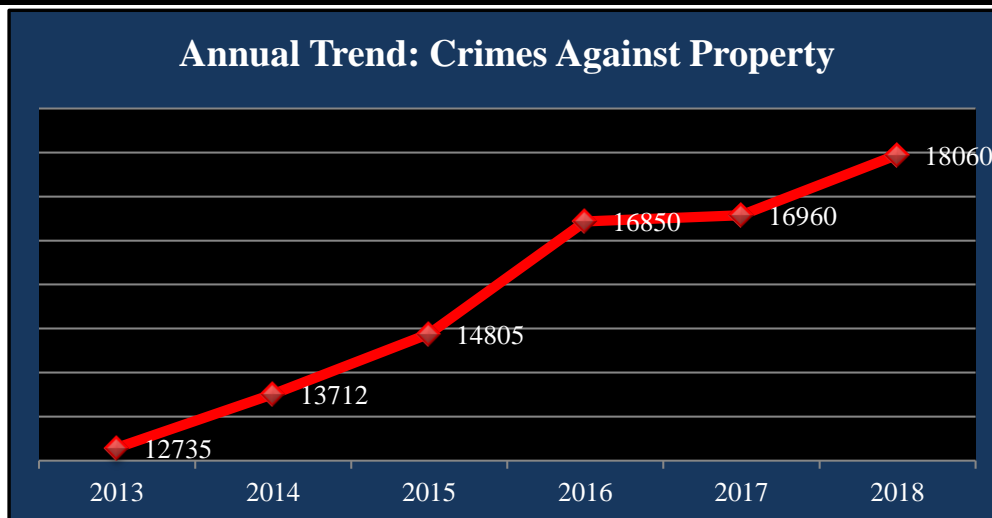
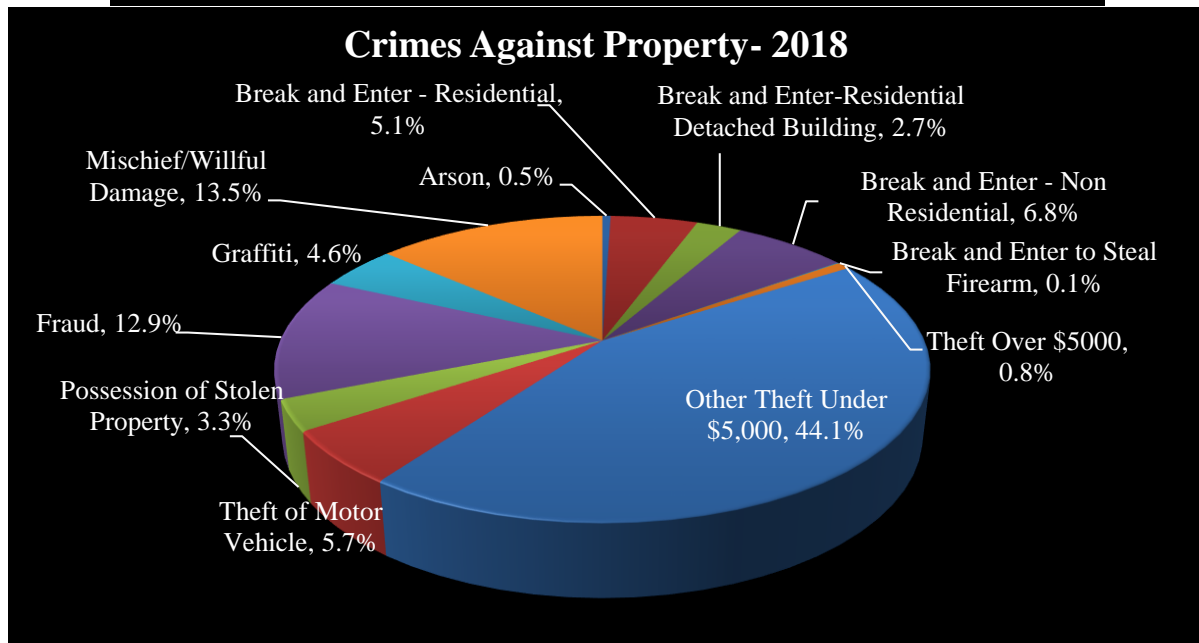


Saskatoon Police Service

Honour - Spirit - Vision

Saskatoon 2018
Summary

Crimes Against Property	2017	2018	% Chg.
Arson	106	88	-16.98%
Break and Enter - Residential	969	930	-4.02%
Break and Enter-Residential Detached Building	561	482	-14.08%
Break and Enter - Non Residential	993	1,223	23.16%
Break and Enter to Steal Firearm	15	12	-20.00%
Theft Over \$5000	131	140	6.87%
Other Theft Under \$5,000	7,435	7,962	7.09%
Theft of Motor Vehicle	1,143	1,030	-9.89%
Possession of Stolen Property	663	591	-10.86%
Fraud	1,839	2,326	26.48%
Graffiti	763	830	8.78%
Mischief/Willful Damage	2,342	2,446	4.44%
Total Crimes Against Property	16,960	18,060	6.49%



NOTE: Statistics on record as of Monday **March 5, 2019**, taken from Saskatoon Records Management System. For a better understanding of Saskatoon Crime Statistics, visit www.saskatoonpoliceservice.ca. Crime statistics are constantly being updated due to new information being received, changes in reporting procedures, and ongoing investigations. As a result data may differ from previously published reports.



Saskatoon Police Service

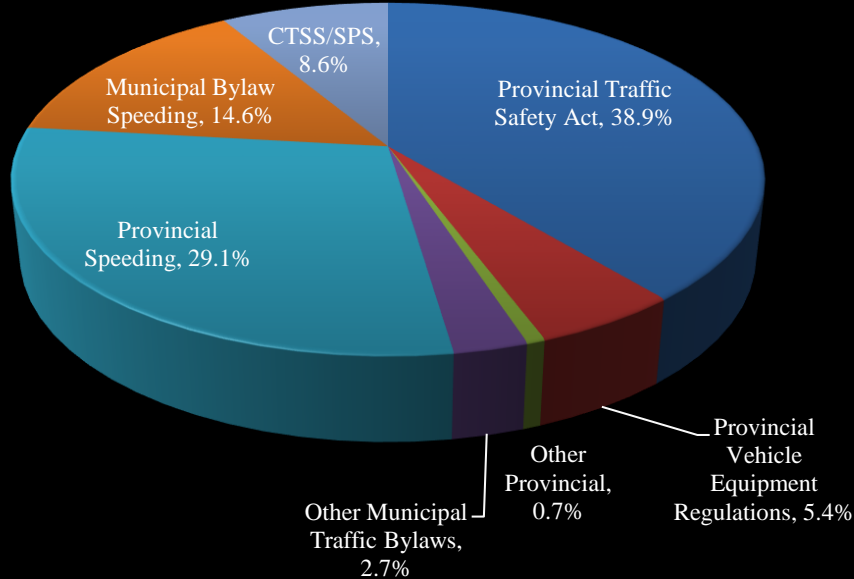
Honour - Spirit - Vision

Saskatoon 2018 Summary

Other Criminal Code Violations	2017	2018	% Chg.
Controlled Drug and Substance Act	1,156	990	-14.36%
Weapons Possession Cont to Order/Concealed	789	742	-5.96%
Firearms Related	17	32	88.24%
Other Criminal Code	8,908	8,398	-5.73%
Criminal Code Traffic Violations	861	763	-11.38%
Total Other Criminal Code & CDSA	11,731	10,925	-6.87%

Traffic Tickets (Charges)	2017	2018	% Chg.
Provincial Traffic Safety Act	12,545	13,166	4.95%
Provincial Vehicle Equipment Regulations	1,290	1,812	40.47%
Other Provincial	147	229	55.78%
Other Municipal Traffic Bylaws	782	913	16.75%
Provincial Speeding	3,143	9,846	213.27%
Municipal Bylaw Speeding	13,989	4,932	-64.74%
CTSS/SPS	3,537	2,912	-17.67%
Total Traffic Tickets (Charges)	35,433	33,810	-4.58%

Traffic Tickets (Charges) - 2018



Collisions	2017	2018	% Chg.
Property Damage	6,210	5,539	-10.81%
Personal Injury	727	593	-18.43%
Fatality	8	4	-50.00%
Total Collisions	6,945	6,136	-11.65%

NOTE: Statistics on record as of Monday **March 5, 2019**, taken from Saskatoon Records Management System. For a better understanding of Saskatoon Crime Statistics, visit www.saskatoonpoliceservice.ca. Crime statistics are constantly being updated due to new information being received, changes in reporting procedures, and ongoing investigations. As a result data may differ from previously published reports.



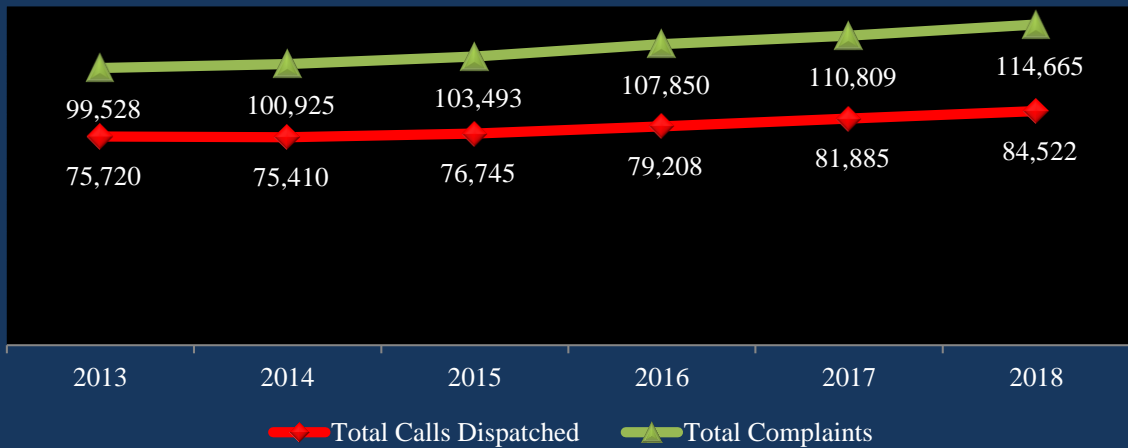
Saskatoon Police Service

Honour - Spirit - Vision

Saskatoon 2018 Summary

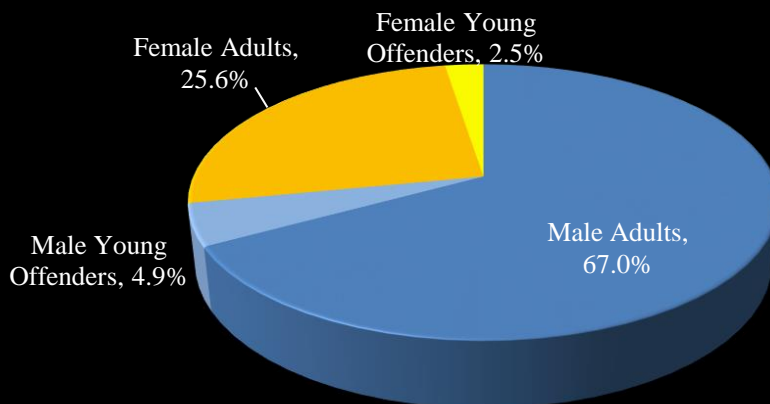
Communications	2017	2018	% Chg.
Total Calls Dispatched	81,885	84,522	3.22%
Total Calls Not Dispatched	28,924	30,143	4.21%
Total Complaints	110,809	114,665	3.48%
Telephone	65,140	67,905	4.24%
911 Calls	36,625	38,051	3.89%

Annual Trend: Communications



Detention	2017	2018	% Chg.
Total Persons Arrested	10,867	10,553	-2.89%
Males Arrested	7,899	7,589	-3.92%
<i>Adults</i>	7,234	7,073	-2.23%
<i>Young Offenders</i>	665	516	-22.41%
Females Arrested	2,968	2,964	-0.13%
<i>Adults</i>	2,614	2,698	3.21%
<i>Young Offenders</i>	354	266	-24.86%
Others Arrested	-	-	N/A

Detention - 2018



NOTE: Statistics on record as of Monday **March 5, 2019**, taken from Saskatoon Records Management System. For a better understanding of Saskatoon Crime Statistics, visit www.saskatoonpoliceservice.ca. Crime statistics are constantly being updated due to new information being received, changes in reporting procedures, and ongoing investigations. As a result data may differ from previously published reports.