



2025 Advanis Police Service Benchmarks SPS Focus

July 2025



How Jurisdiction Was Determined

Canadians were asked to rate the "police service with jurisdiction in their area," so when we refer to citizens' ratings of **SPS**, these are citizens who say that SPS has jurisdiction in the area where they live.

Tiers

LPS, RCMP, TPSB (for TPS), OPS, EPS, and DRPS subscribe to these reports, so their results are shown individually. The other police services are grouped into tiers based on population.

- Tier 0: SQ and OPP (RCMP would be in this group if it hadn't subscribed)
- Tier 1: Montreal, Peel, Calgary, York (Toronto, Ottawa, and Edmonton would be in this group had they not subscribed)
- Tier 2: Winnipeg, Vancouver, Waterloo, Quebec City, Halton, Longueuil Agglomeration, Hamilton (Durham would be in this group had they not subscribed)
- Tier 3: Laval, Halifax, Niagara (London would be in this group if it had not subscribed)
- Tier 4: Royal Newfoundland, Gatineau, Windsor, Regina (Saskatoon would be in this group if it had not subscribed)
- Tier 5: All others

Report Sections

- 1a. Perception of Police Service (PSC Questions) - SPS Only
- 1b. Perception of Police Service (PSC Questions) - SPS vs. Other Police Services
- 2a. Perception of Public Safety (Advanis Questions) - SPS Only
- 2b. Perception of Public Safety (Advanis Questions) - SPS vs. Other PS
- 3. SPS-Only (Custom) Questions
- Demographics

Methodology

A random sample of Canadians aged 18+:

- *May-June 2025 and January 2025 for SPS: 25,399 Canada-wide and 424 for SPS*
- *Not every respondent answers every question; it's their choice*

Please see the footnotes for more details.

For questions, please contact: matthijs.visser@advanis.net

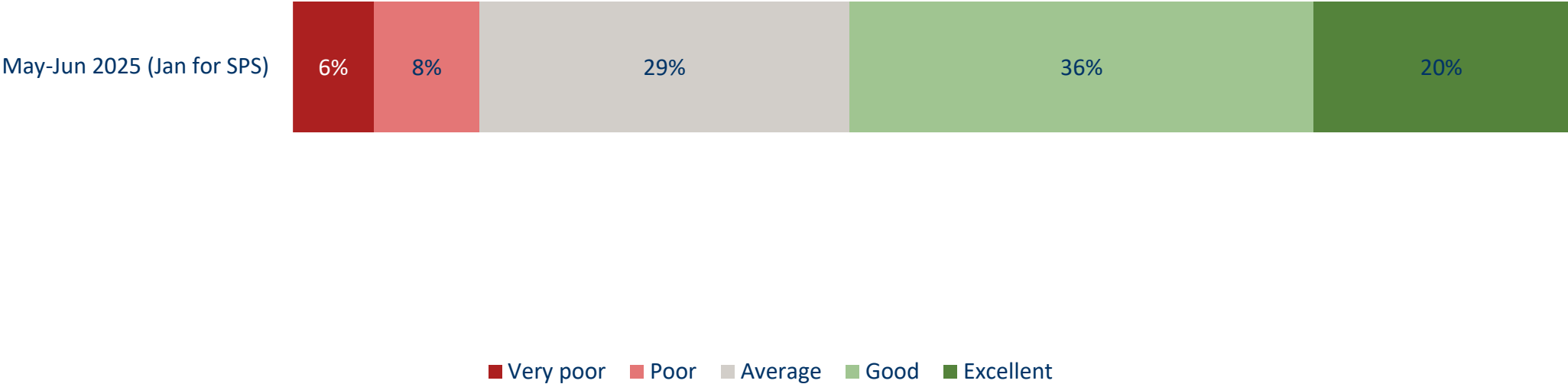
This report is also available online here: [Advanis Police Service Benchmarks 2025: SPS Focus](#)

SPS can also conduct its own analysis with all the data online here: [Create Analysis](#)

1a. Perception of Police Service (PSC Questions) - SPS Only

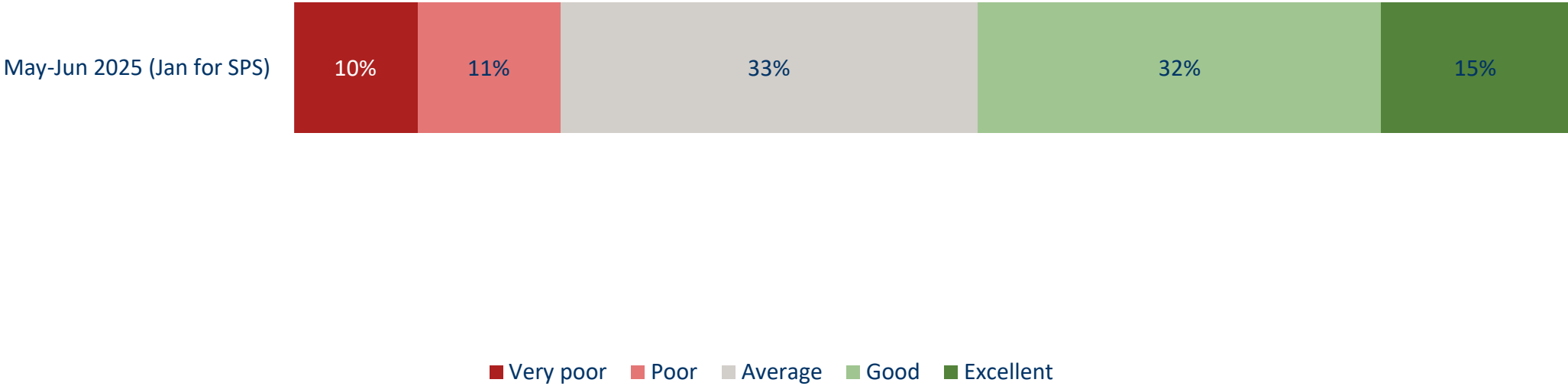
56% rate SPS' service as *excellent* or *good* vs. 15% who rate it poor or very poor.

Overall job of police in your community



SPS' citizens perceive that their own police service is much better (56% from chart above) than those in other Canadian jurisdictions (46%).

Overall job of police in your country



Saskatoon's citizens are most likely to agree or strongly agree with statements about supporting the police: *helping the police if asked, moral duty to follow police orders, and supporting how the police usually act.*

Citizens are least likely to agree that the *police provide the same quality of service to all citizens.*

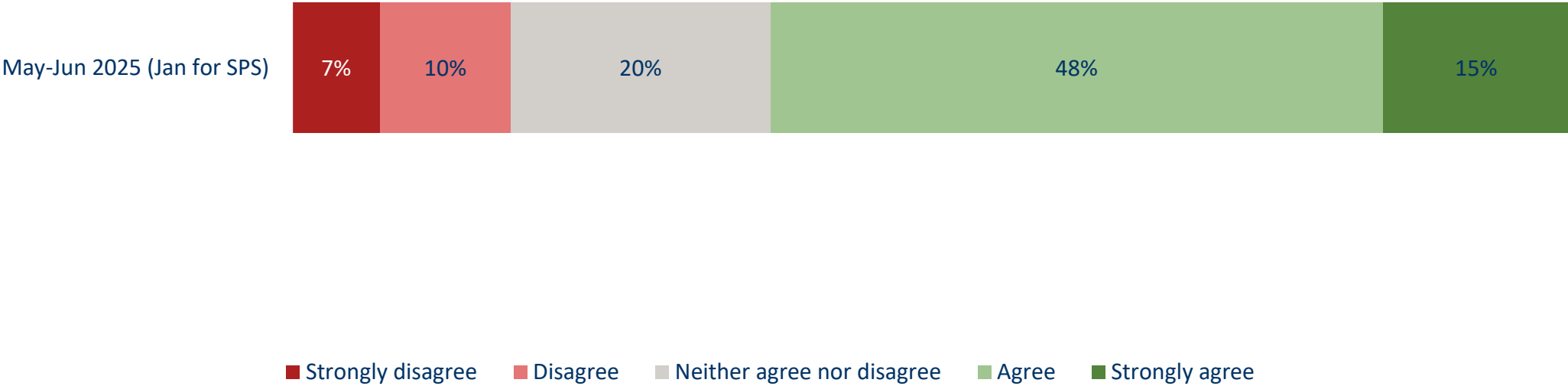
NET Agree (agree + strongly agree) with statements about your police service	
	May-Jun 2025 (Jan for SPS)
SUPPORT I would help the police if asked.	83%
SUPPORT I feel a moral duty to follow police orders.	83%
SUPPORT I generally support how the police usually act.	68%
BEHAVIOUR The police treat people with respect.	65%
BEHAVIOUR The police make decisions based on facts.	64%
FOCUS The police are dealing with the things that matter to people in this community.	54%
EQUITY The police provide the same quality of service to all citizens.	46%

Indeed, the highest percentage of citizens disagreeing or strongly disagreeing with any of the statements is for the *police provide the same quality of service to all citizens* (39%).

NET Disagree (disagree + strongly disagree) with statements about your police service	
	May-Jun 2025 (Jan for SPS)
SUPPORT I would help the police if asked.	7%
SUPPORT I feel a moral duty to follow police orders.	6%
SUPPORT I generally support how the police usually act.	17%
BEHAVIOUR The police treat people with respect.	18%
BEHAVIOUR The police make decisions based on facts.	17%
FOCUS The police are dealing with the things that matter to people in this community.	28%
EQUITY The police provide the same quality of service to all citizens.	39%

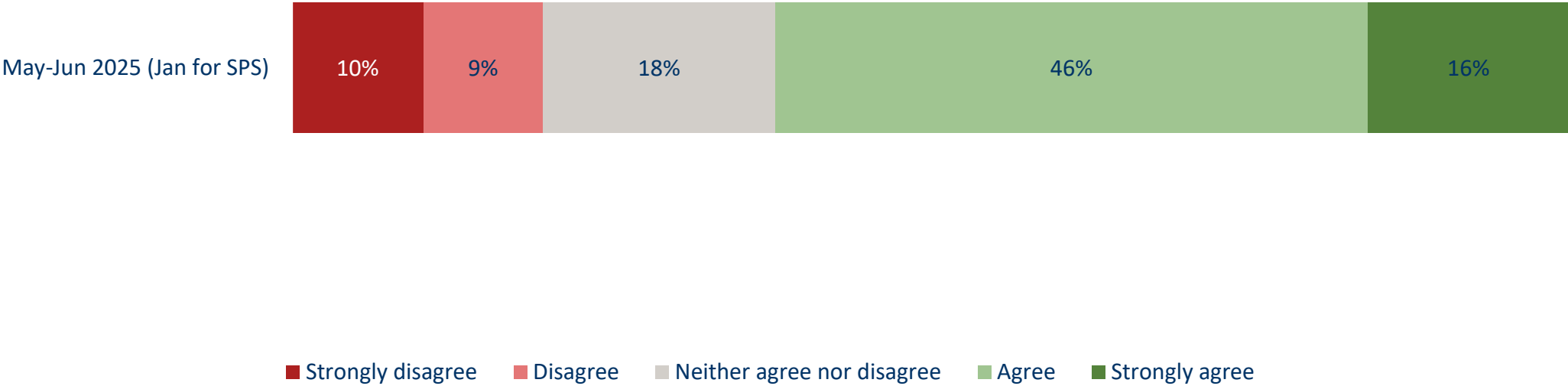
63% of SPS' citizens agree or strongly agree that the police **resolve violent crimes**.

Resolving crimes where violence is involved



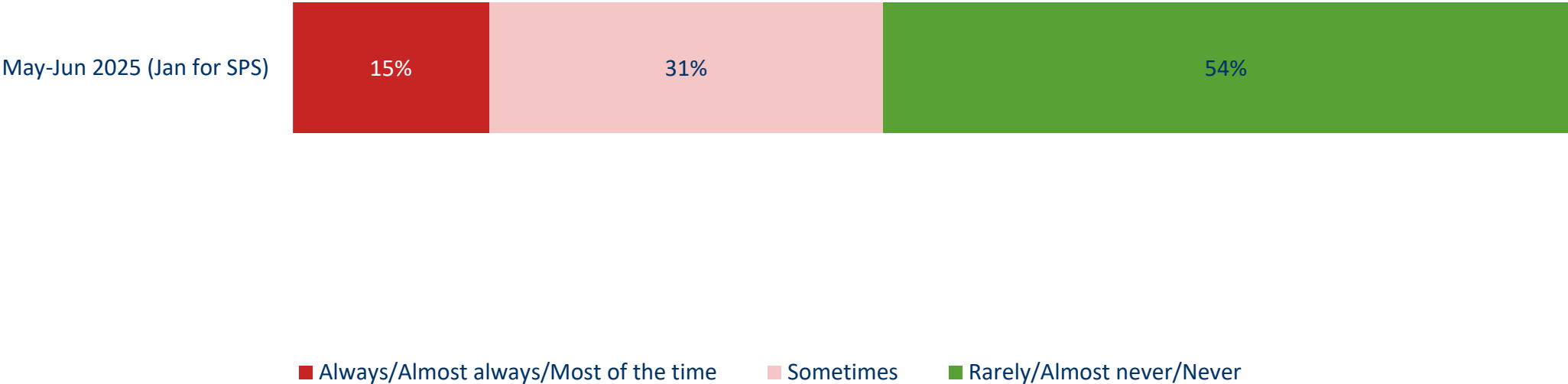
And virtually the same percentage -- 62% -- agree that SPS **responds quickly**.

Responding quickly to calls for assistance



About one-in-seven (15%) of citizens think that SPS **exceeds its authority** always/almost always/most of the time.

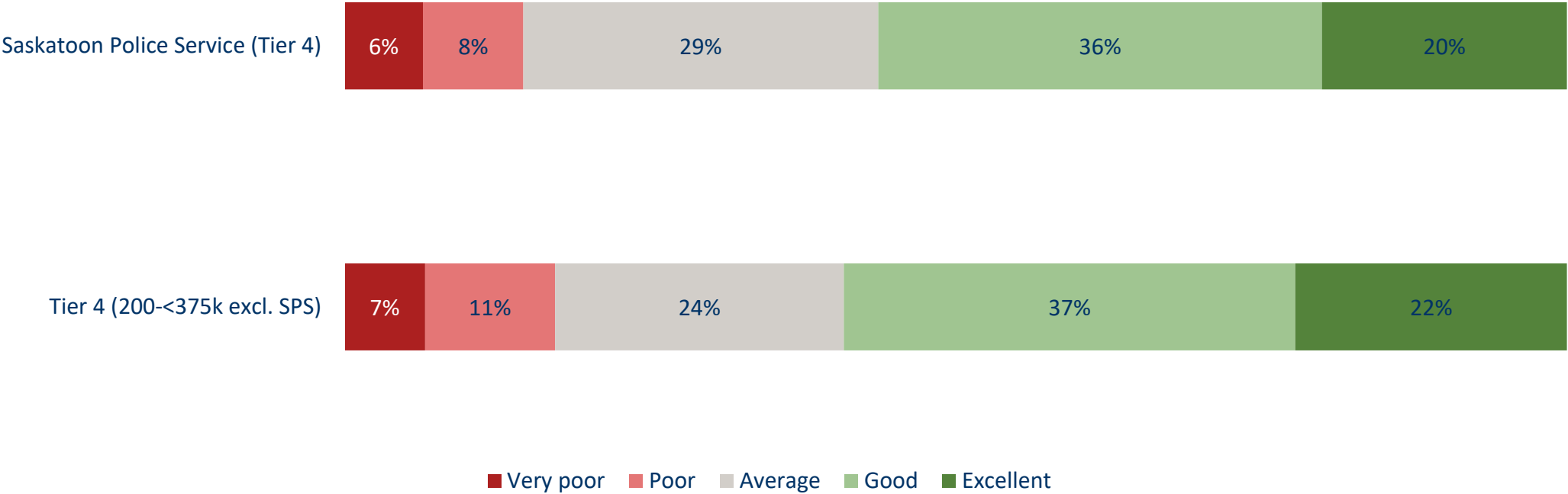
Exceed their authority



1b. Perception of Police Service (PSC Questions) – SPS vs. Other Police Services

In 2025, citizens in SPS' jurisdiction, based on the *excellent/good* rating, **rate their own service similar** to the average of other police services in Tier 4 (these services all have populations less than 375,000, so comparable to Saskatoon).

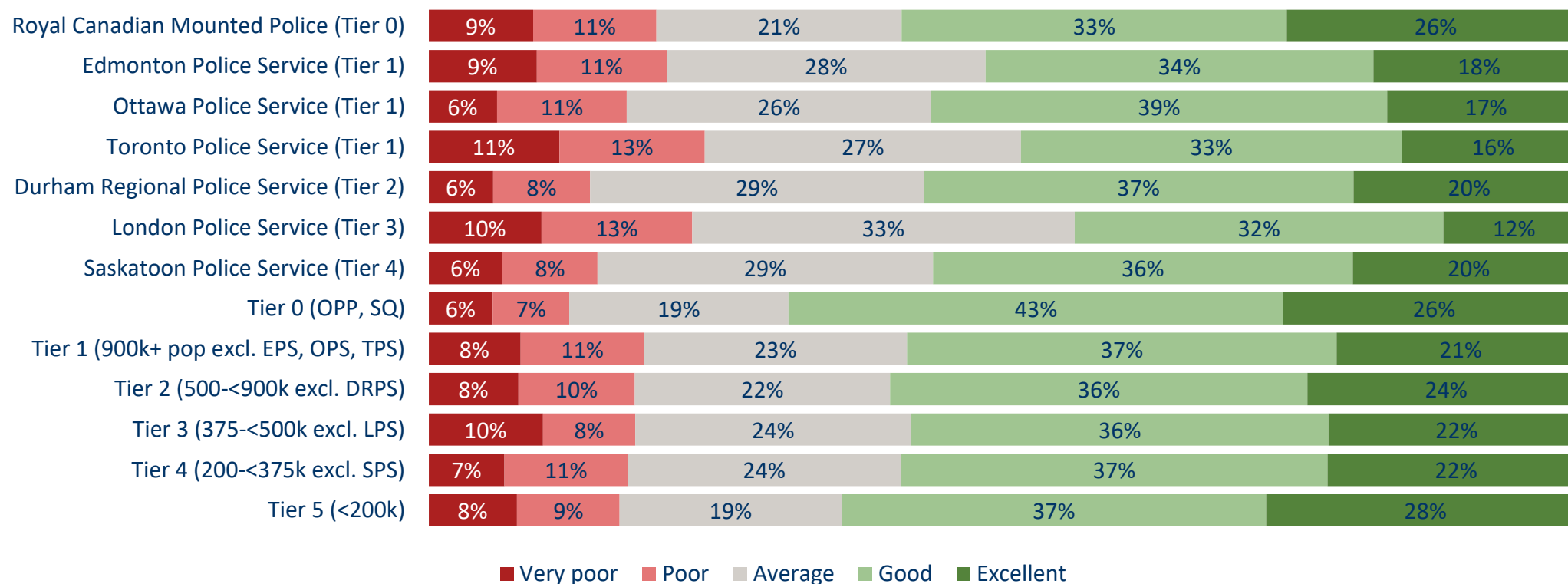
Overall job of police in your community



Weight: Weight within police jurisdiction based on age, gender, household income, and household property victimization
Filters: Cases to be included in analysis: Include in analysis, All Police Services Subscribing and Tier Averages: Saskatoon Police Service (Tier 4), Tier 4 (200-375k excl. SPS), Time period based on month aggregation: May-Jun 2025 (Jan for SPS)
Base Sizes: Saskatoon Police Service (Tier 4) (n=415), Tier 4 (200-375k excl. SPS) (n=475)

All police services:

Overall job of police in your community



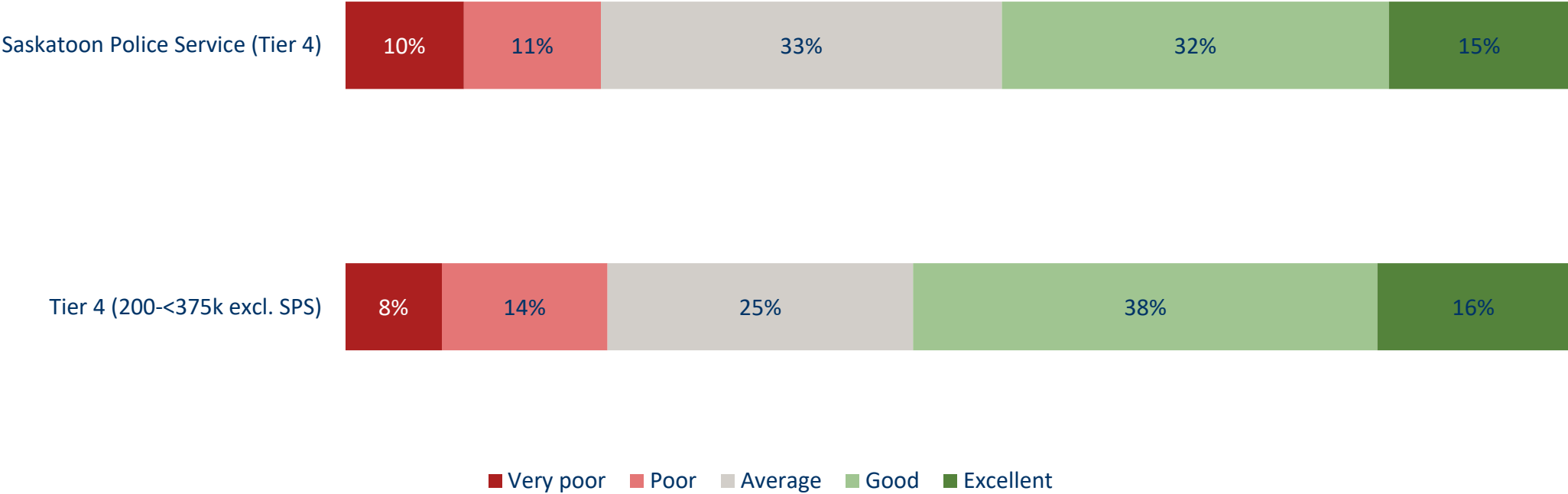
Weight: Weight within police jurisdiction based on age, gender, household income, and household property victimization

Filters: Cases to be included in analysis: Include in analysis, Time period based on month aggregation: May-Jun 2025 (Jan for SPS)

Base Sizes: RCMP (Tier 0) (n=3037), Edmonton PS (Tier 1) (n=1746), Ottawa PS (Tier 1) (n=3145), Toronto PS (Tier 1) (n=1810), Durham RPS (Tier 2) (n=879), London PS (Tier 3) (n=718), Saskatoon Police Service (Tier 4) (n=415), Tier 0 (OPP, SQ) (n=2549), Tier 1 (900k+ pop excl. EPS, OPS, TPS) (n=3091), Tier 2 (500-<900k excl. DRPS) (n=2730), Tier 3 (375-<500k excl. LPS) (n=528), Tier 4 (200-<375k excl. SPS) (n=475), Tier 5 (<200k) (n=3162)

In 2025, citizens in SPS' jurisdiction, based on the *excellent/good* rating, **rate the police in the rest of the country statistically on par** with the average of other police services in Tier 4.

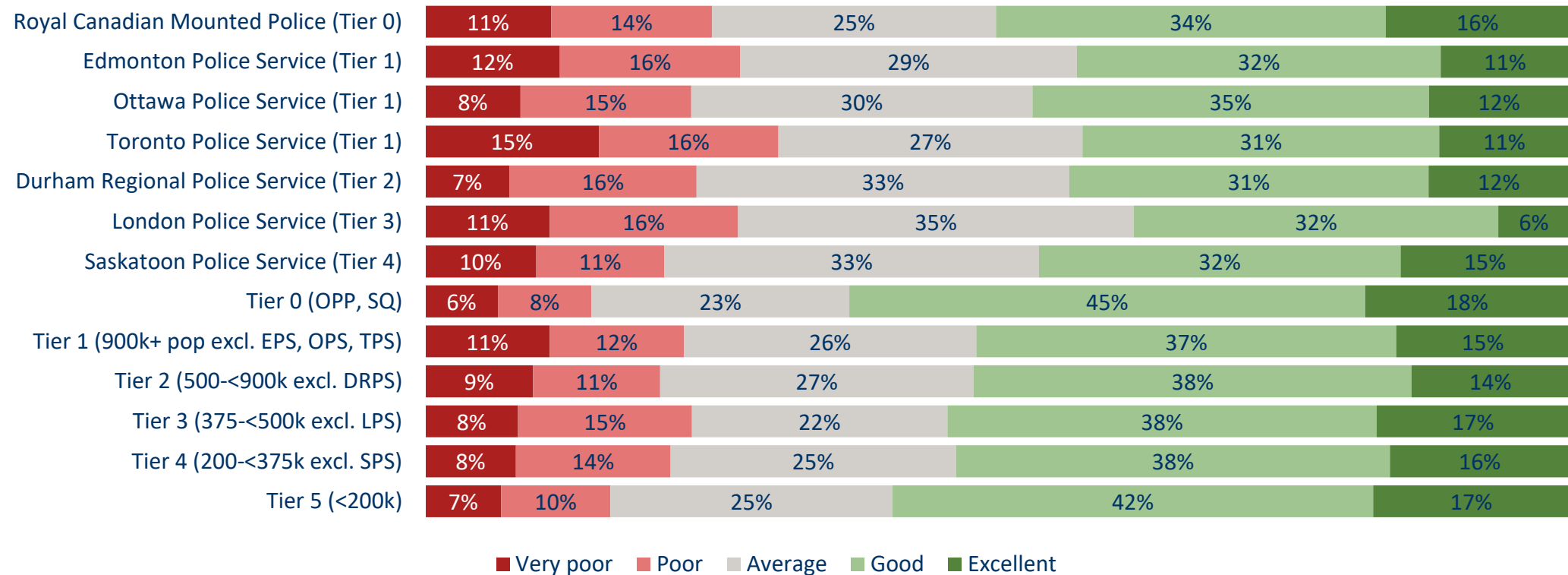
Overall job of police in your country



Weight: Weight within police jurisdiction based on age, gender, household income, and household property victimization
Filters: Cases to be included in analysis: Include in analysis, All Police Services Subscribing and Tier Averages: Saskatoon Police Service (Tier 4), Tier 4 (200-375k excl. SPS), Time period based on month aggregation: May-Jun 2025 (Jan for SPS)
Base Sizes: Saskatoon Police Service (Tier 4) (n=396), Tier 4 (200-375k excl. SPS) (n=471)

All police services:

Overall job of police in your country



Weight: Weight within police jurisdiction based on age, gender, household income, and household property victimization

Filters: Cases to be included in analysis: Include in analysis, Time period based on month aggregation: May-Jun 2025 (Jan for SPS)

Base Sizes: RCMP (Tier 0) (n=2993), Edmonton PS (Tier 1) (n=1706), Ottawa PS (Tier 1) (n=3124), Toronto PS (Tier 1) (n=1758), Durham RPS (Tier 2) (n=877), London PS (Tier 3) (n=693), Saskatoon Police Service (Tier 4) (n=396), Tier 0 (OPP, SQ) (n=2488), Tier 1 (900k+ pop excl. EPS, OPS, TPS) (n=3009), Tier 2 (500-<900k excl. DRPS) (n=2669), Tier 3 (375-<500k excl. LPS) (n=519), Tier 4 (200-<375k excl. SPS) (n=471), Tier 5 (<200k) (n=3102)

In 2025, citizens in the SPS' jurisdiction give similar ratings about their police service as those in the rest of Tier 4.

NET Agree (agree + strongly agree) with statements about your police service		
	Saskatoon Police Service (Tier 4)	Tier 4 (200-<375k excl. SPS)
	A	B
SUPPORT I would help the police if asked.	83%	87%
SUPPORT I feel a moral duty to follow police orders.	83%	82%
SUPPORT I generally support how the police usually act.	68%	73%
BEHAVIOUR The police treat people with respect.	65%	69%
BEHAVIOUR The police make decisions based on facts.	64%	64%
FOCUS The police are dealing with the things that matter to people in this community.	54%	61%
EQUITY The police provide the same quality of service to all citizens.	46%	50%

Weight: Weight within police jurisdiction based on age, gender, household income, and household property victimization
Filters: Cases to be included in analysis: Include in analysis, All Police Services Subscribing and Tier Averages: Saskatoon Police Service (Tier 4), Tier 4 (200-<375k excl. SPS), Time period based on month aggregation: May-Jun 2025 (Jan for SPS)
Upper case letters indicate significance at the 95% level.

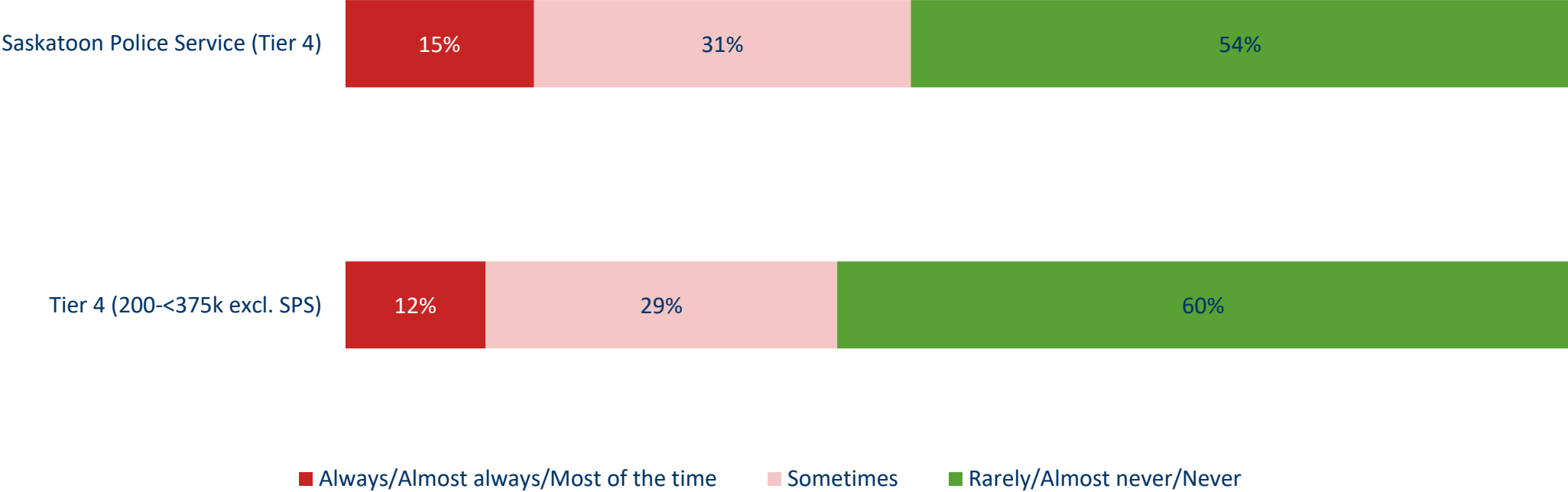
All police services:

NET Agree (agree + strongly agree) with statements about your police service													
	RCMP (Tier 0)	Edmonton PS (Tier 1)	Ottawa PS (Tier 1)	Toronto PS (Tier 1)	Durham RPS (Tier 2)	London PS (Tier 3)	Saskatoon PS (Tier 4)	Tier 0 (OPP, SQ)	Tier 1 (900k+ pop excl. EPS, OPS, TPS)	Tier 2 (500-<900k excl. DRPS)	Tier 3 (375-<500k excl. LPS)	Tier 4 (200-<375k excl. SPS)	Tier 5 (<200k)
	A	B	C	D	E	F	G	H	I	J	K	L	M
SUPPORT I would help the police if asked.	86%	81%	87%	81%	87%	82%	83%	90%	85%	85%	85%	87%	87%
	B D F		B D F I		B D F			A B C D E F G I J K M	B D	B D	D	B D	B D F I J
SUPPORT I feel a moral duty to follow police orders.	78%	73%	77%	72%	79%	74%	83%	85%	80%	79%	80%	82%	82%
	B D F		B D		B D F		B C D F	A B C D E F I J K M	B C D F	B C D F	B D F	B C D F	A B C D E F J
SUPPORT I generally support how the police usually act.	75%	66%	70%	61%	70%	66%	68%	79%	68%	71%	71%	73%	74%
	B C D E F I J	D	B D		D			A B C D E F G I J K L M	D	B D F I	D	B D F I	B C D E F I J
BEHAVIOUR The police treat people with respect.	69%	62%	65%	58%	68%	59%	65%	76%	66%	69%	66%	69%	70%
	B C D F I	D	D F		B D F			A B C D E F G I J K L M	B D F	B C D F I	D F	B D F	B C D F I
BEHAVIOUR The police make decisions based on facts.	65%	60%	59%	51%	59%	58%	64%	70%	61%	64%	62%	64%	63%
	B C D E F I	D	D		D	D	D	A B C D E F I J K L M	D	B C D E F	D	D	C D E
FOCUS The police are dealing with the things that matter to people in this community.	57%	52%	54%	48%	55%	46%	54%	65%	57%	60%	56%	61%	61%
	B D F	D F	D F		D F			A B C D E F G I J K M	B D F	A B C D E F I	D F	B C D E F	A B C D E F I
EQUITY The police provide the same quality of service to all citizens.	52%	43%	44%	39%	48%	39%	46%	60%	49%	51%	50%	50%	56%
	B C D E F	D	D F		B D F			A B C D E F G I J K L M	B C D F	B C D F	B D F	B C D F	A B C D E F G I J K L

Weight: Weight within police jurisdiction based on age, gender, household income, and household property victimization
Filters: Cases to be included in analysis: Include in analysis, Time period based on month aggregation: May-Jun 2025 (Jan for SPS)
Upper case letters indicate significance at the 95% level.
Statistical testing is not appropriate when n<30, interpret with caution.

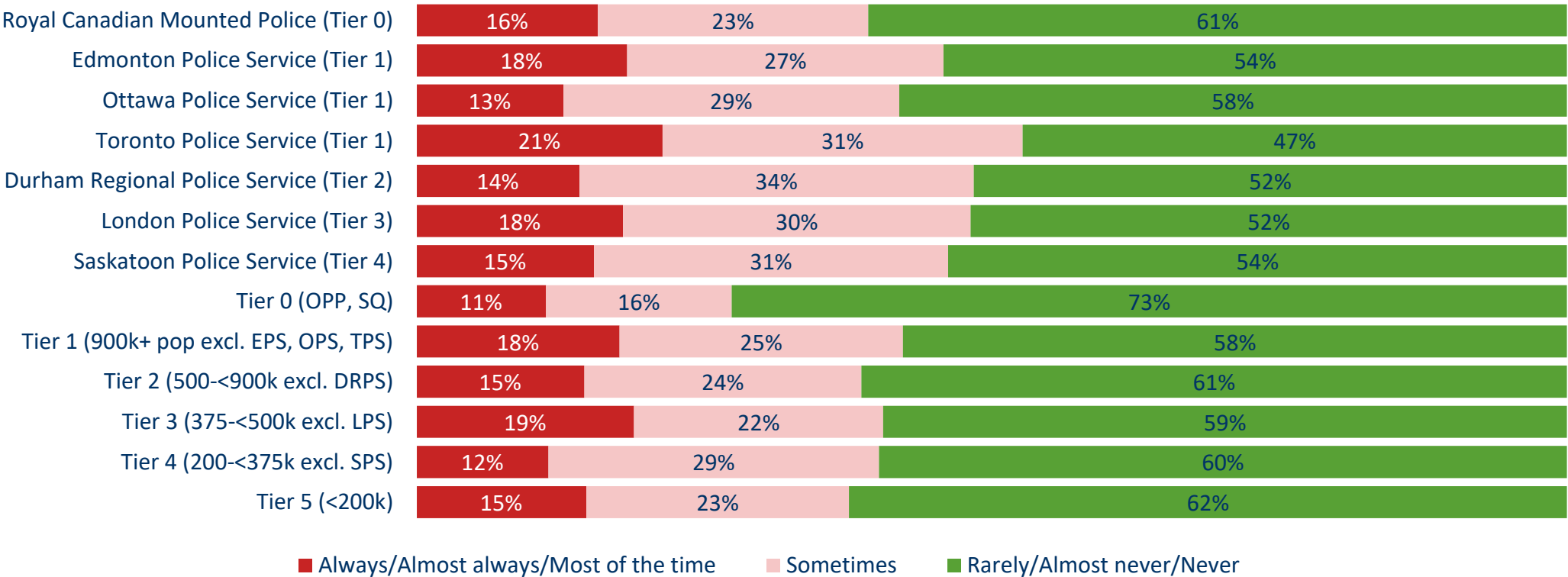
In 2025, citizens in the SPS' jurisdiction are just as likely to say the police **exceed their authority** *always/almost always/most of the time* as those in the other jurisdictions its size (Tier 4).

Exceed their authority



All police services:

Exceed their authority



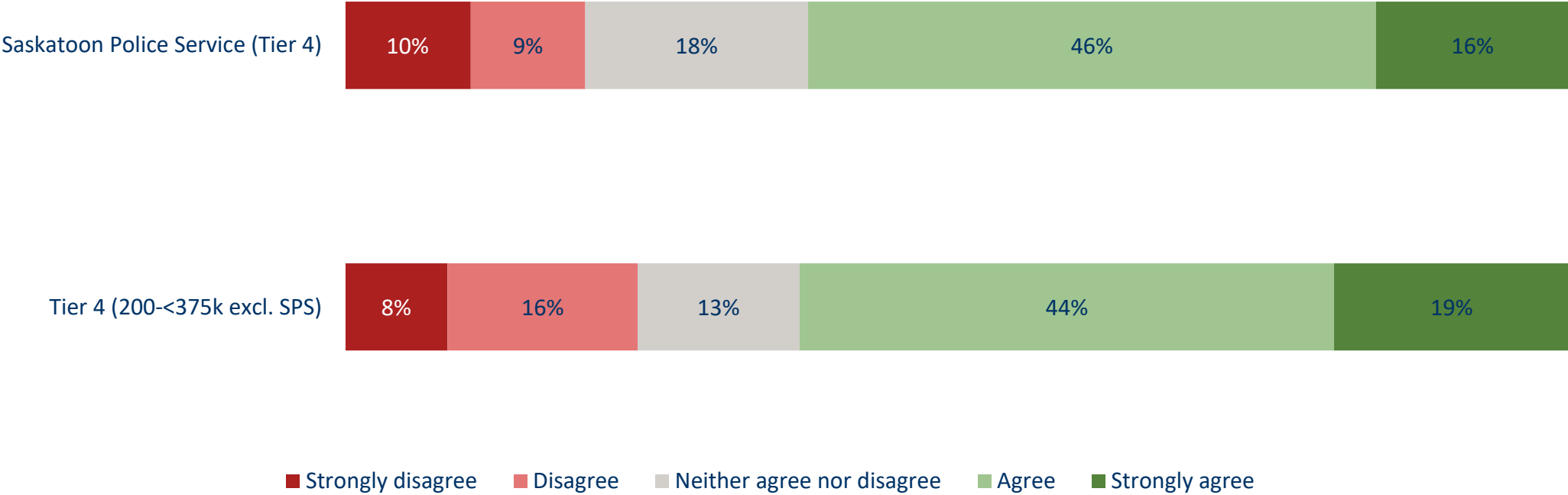
Weight: Weight within police jurisdiction based on age, gender, household income, and household property victimization

Filters: Cases to be included in analysis: Include in analysis, Time period based on month aggregation: May-Jun 2025 (Jan for SPS)

Base Sizes: RCMP (Tier 0) (n=2487), Edmonton PS (Tier 1) (n=1382), Ottawa PS (Tier 1) (n=2338), Toronto PS (Tier 1) (n=1405), Durham RPS (Tier 2) (n=656), London PS (Tier 3) (n=547), Saskatoon Police Service (Tier 4) (n=323), Tier 0 (OPP, SQ) (n=2102), Tier 1 (900k+ pop excl. EPS, OPS, TPS) (n=2485), Tier 2 (500-<900k excl. DRPS) (n=2214), Tier 3 (375-<500k excl. LPS) (n=426), Tier 4 (200-<375k excl. SPS) (n=371), Tier 5 (<200k) (n=2604)

In 2025, citizens in the SPS' jurisdiction are just as likely to *agree* or *strongly agree* that the police **respond quickly** as those in comparably-sized jurisdictions (Tier 4).

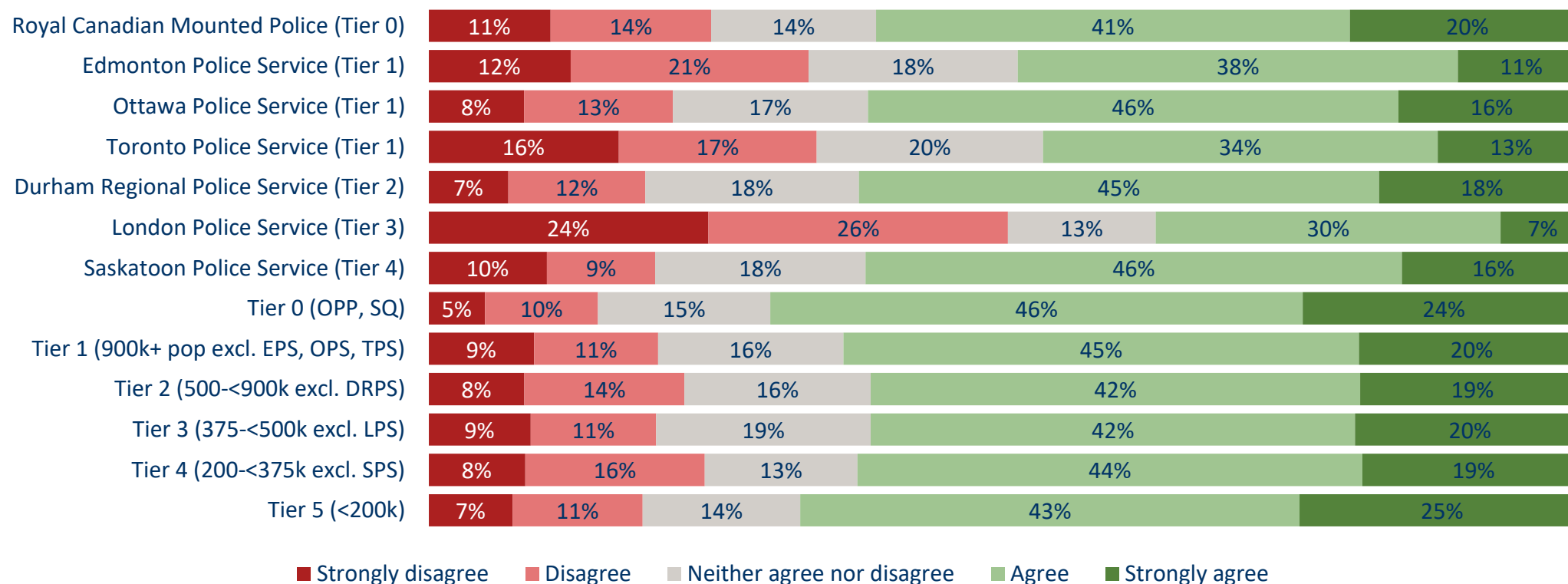
Responding quickly to calls for assistance



Weight: Weight within police jurisdiction based on age, gender, household income, and household property victimization
Filters: Cases to be included in analysis: Include in analysis, All Police Services Subscribing and Tier Averages: Saskatoon Police Service (Tier 4), Tier 4 (200-<375k excl. SPS), Time period based on month aggregation: May-Jun 2025 (Jan for SPS)
Base Sizes: Saskatoon Police Service (Tier 4) (n=385), Tier 4 (200-<375k excl. SPS) (n=453)

All police services:

Responding quickly to calls for assistance



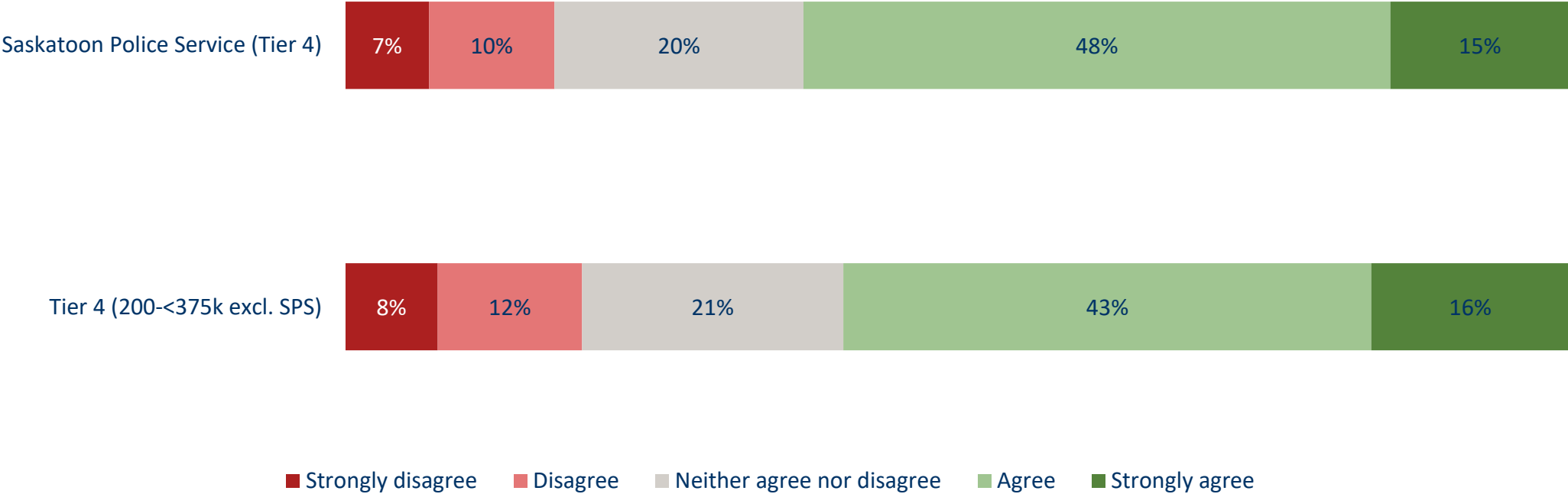
Weight: Weight within police jurisdiction based on age, gender, household income, and household property victimization

Filters: Cases to be included in analysis: Include in analysis, Time period based on month aggregation: May-Jun 2025 (Jan for SPS)

Base Sizes: RCMP (Tier 0) (n=2919), Edmonton PS (Tier 1) (n=1628), Ottawa PS (Tier 1) (n=2850), Toronto PS (Tier 1) (n=1705), Durham RPS (Tier 2) (n=817), London PS (Tier 3) (n=678), Saskatoon Police Service (Tier 4) (n=385), Tier 0 (OPP, SQ) (n=2452), Tier 1 (900k+ pop excl. EPS, OPS, TPS) (n=2921), Tier 2 (500-<900k excl. DRPS) (n=2600), Tier 3 (375-<500k excl. LPS) (n=501), Tier 4 (200-<375k excl. SPS) (n=453), Tier 5 (<200k) (n=3015)

In 2025, citizens in the SPS' jurisdiction are just as likely to *agree* or *strongly agree* that the police **resolve violent crimes** as those in the other jurisdictions its size (Tier 4).

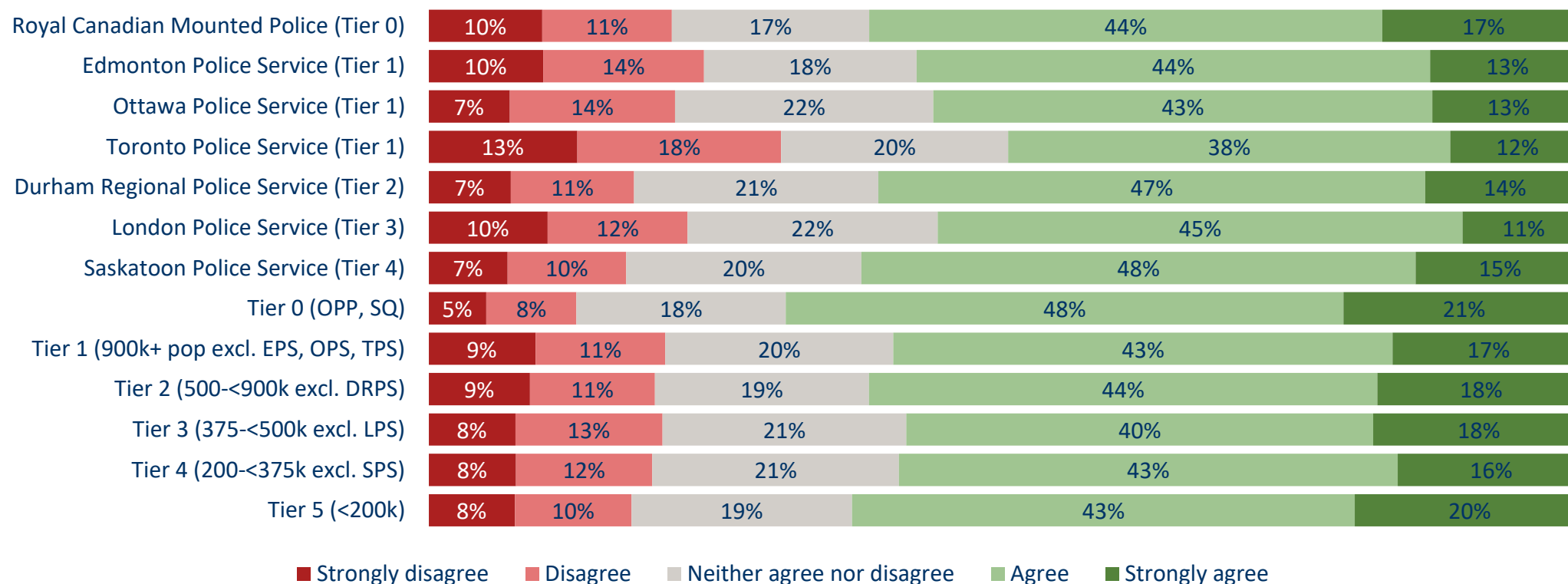
Resolving crimes where violence is involved



Weight: Weight within police jurisdiction based on age, gender, household income, and household property victimization
Filters: Cases to be included in analysis: Include in analysis, All Police Services Subscribing and Tier Averages: Saskatoon Police Service (Tier 4), Tier 4 (200-<375k excl. SPS), Time period based on month aggregation: May-Jun 2025 (Jan for SPS)
Base Sizes: Saskatoon Police Service (Tier 4) (n=373), Tier 4 (200-<375k excl. SPS) (n=421)

All police services:

Resolving crimes where violence is involved



Weight: Weight within police jurisdiction based on age, gender, household income, and household property victimization

Filters: Cases to be included in analysis: Include in analysis, Time period based on month aggregation: May-Jun 2025 (Jan for SPS)

Base Sizes: RCMP (Tier 0) (n=2789), Edmonton PS (Tier 1) (n=1568), Ottawa PS (Tier 1) (n=2660), Toronto PS (Tier 1) (n=1637), Durham RPS (Tier 2) (n=777), London PS (Tier 3) (n=639), Saskatoon Police Service (Tier 4) (n=373), Tier 0 (OPP, SQ) (n=2287), Tier 1 (900k+ pop excl. EPS, OPS, TPS) (n=2787), Tier 2 (500-<900k excl. DRPS) (n=2486), Tier 3 (375-<500k excl. LPS) (n=460), Tier 4 (200-<375k excl. SPS) (n=421), Tier 5 (<200k) (n=2738)

2a. Perceptions of Public Safety (Advanis Questions) - SPS Only

Almost two-thirds of those in the SPS' jurisdiction **feel that crime has increased** over the past 5 years.

Change in amount of crime in your community in past 5 years

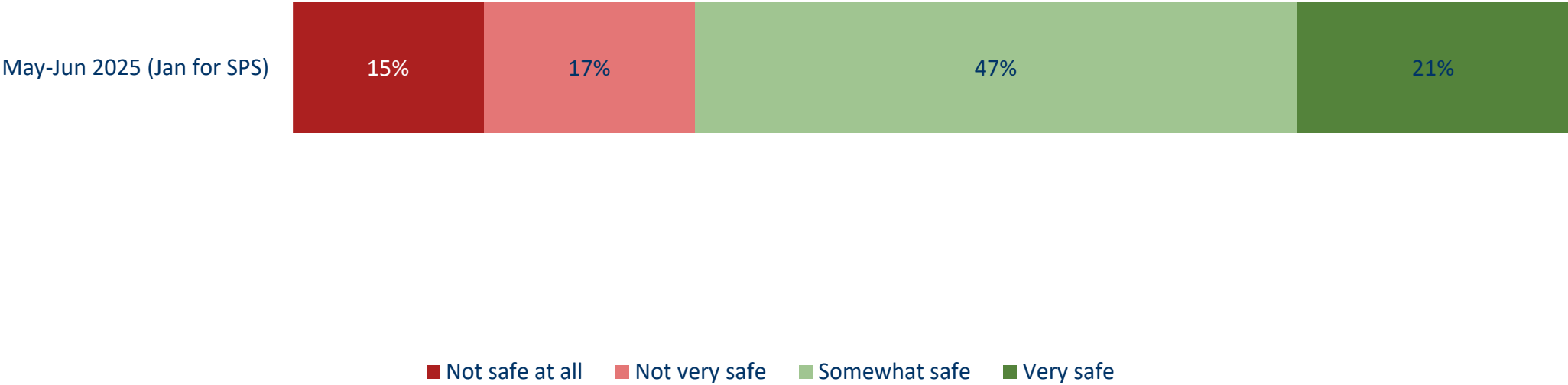
May-Jun 2025 (Jan for SPS)



■ Increased ■ Stayed the same ■ Decreased

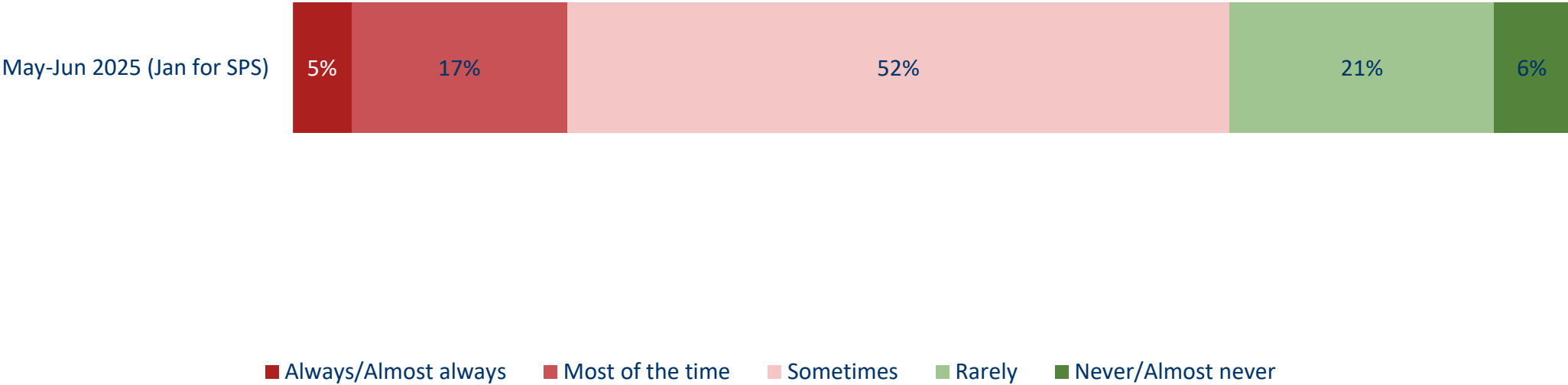
About one-third of those in the SPS' jurisdiction **feel unsafe walking alone in their community after dark.**

How safe when walking alone in your community after dark



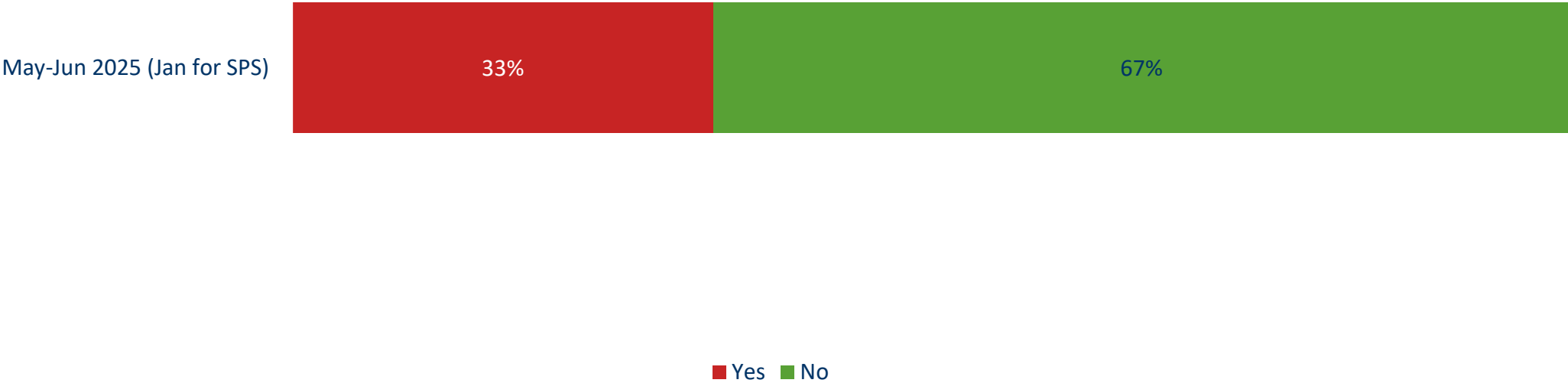
About three-quarters of those in the SPS' jurisdiction **worry about crime** *at least sometimes*.

How often worry about crime



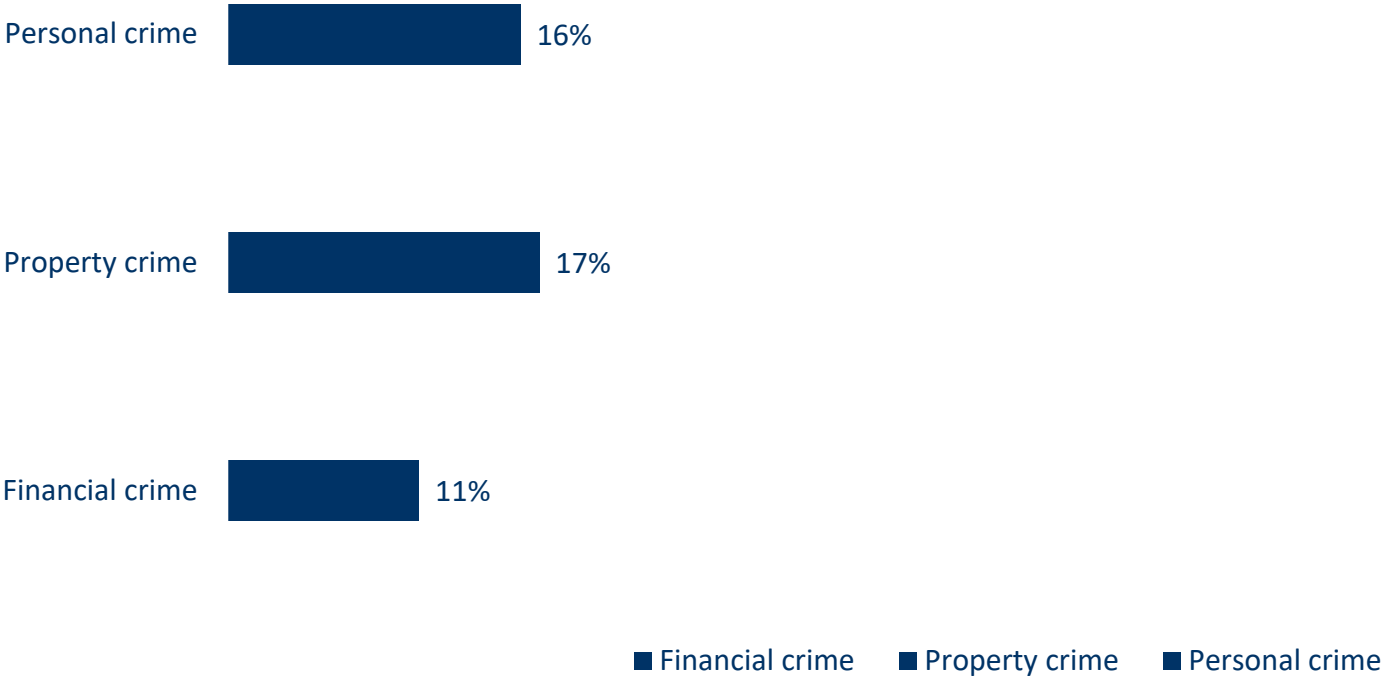
One-third of citizens in the SPS' jurisdiction report that **someone in their household has been a victim** of personal, property, and/or financial crime in the past 12 months. Not all of these instances of crime are reported to the police, as will be quantified in a following chart.

Victim of any of 3 crime types, past 12 months (you or someone in household)



Personal and property crimes are more commonly experienced in Saskatoon than financial crimes.

Victim of crime, past 12 months (you or someone in household)



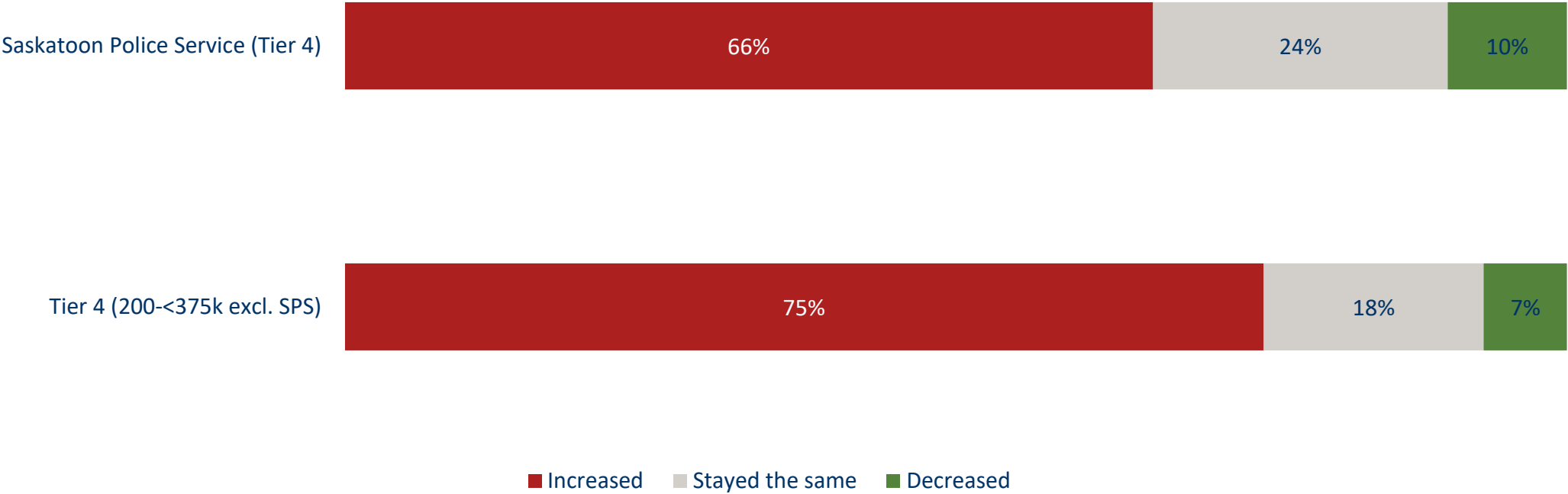
Of those who have experienced crime, personal crime is reported most often, by three-quarters of victims, while property crime is reported about half the time and financial crime two-fifths of the time.

Reported instances of crime to the police	
	May-Jun 2025 (Jan for SPS)
Personal crime	75%
	84
Property crime	54%
	185
Financial crime	39%
	68

2b. Perception of Public Safety (Advanis Questions) - SPS vs. Other Police Services

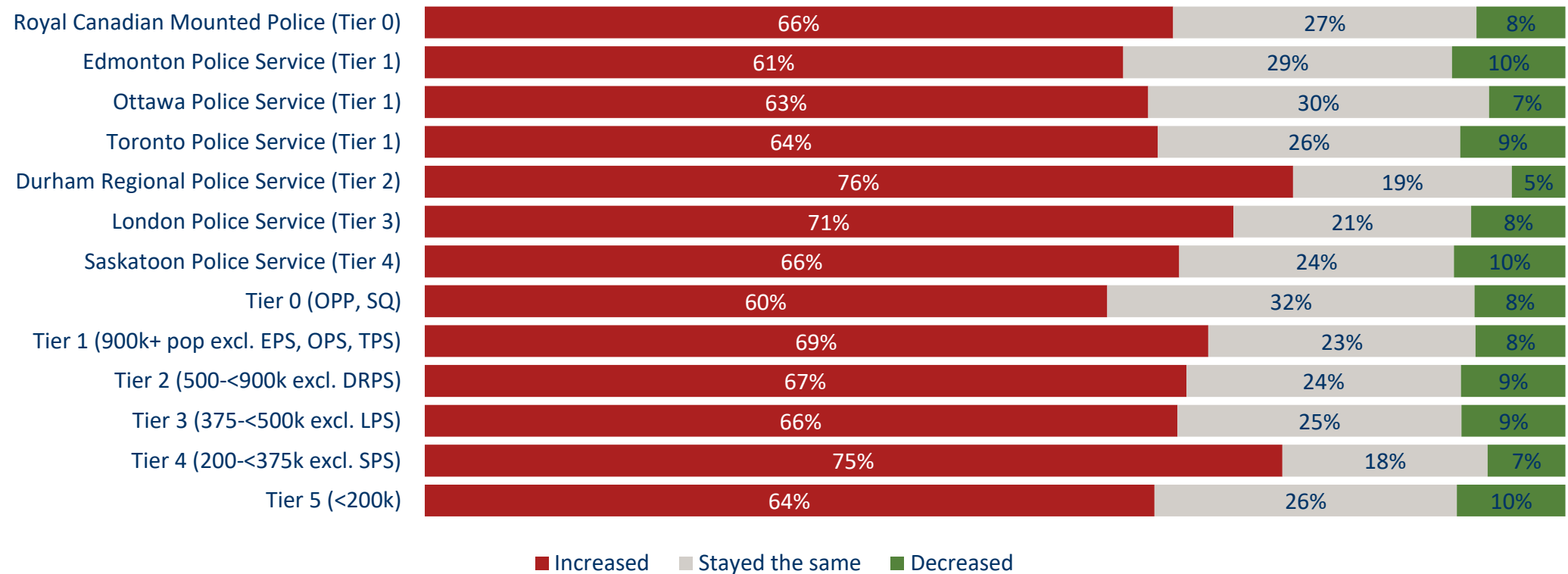
In 2025, citizens in SPS' jurisdiction are less likely to say **crime has increased** than those in similarly-sized jurisdictions (66% in Saskatoon; 75% in other Tier 4 jurisdictions).

Change in amount of crime in your community in past 5 years



All police services:

Change in amount of crime in your community in past 5 years



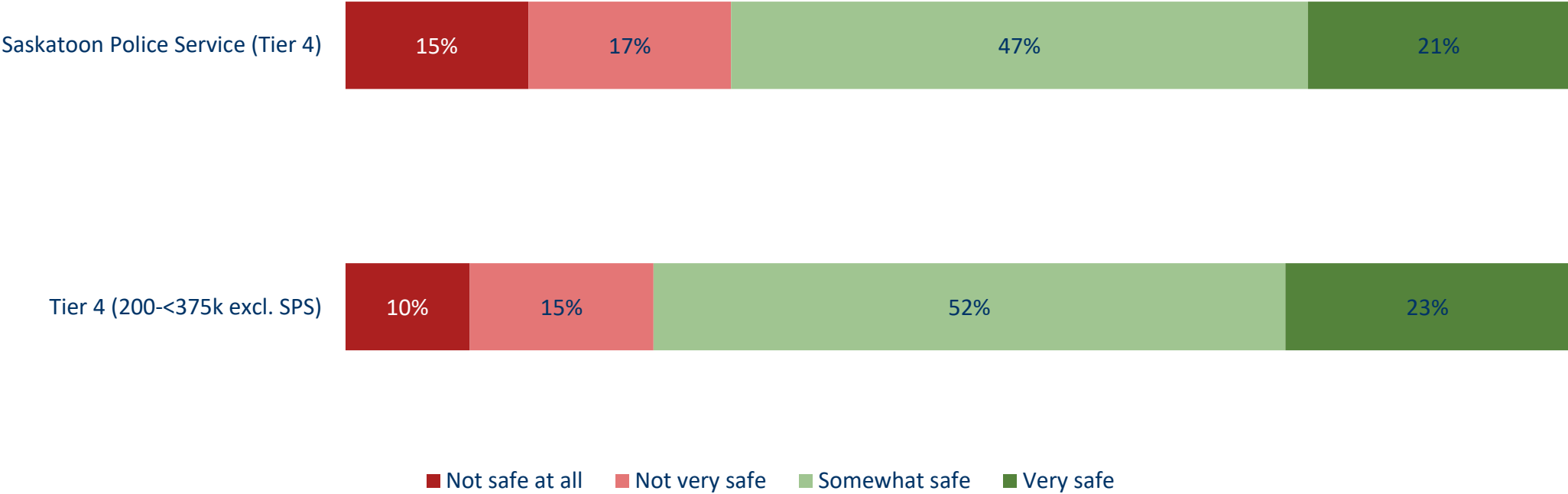
Weight: Weight within police jurisdiction based on age, gender, household income, and household property victimization

Filters: Cases to be included in analysis: Include in analysis, Time period based on month aggregation: May-Jun 2025 (Jan for SPS)

Base Sizes: RCMP (Tier 0) (n=2576), Edmonton PS (Tier 1) (n=1486), Ottawa PS (Tier 1) (n=2632), Toronto PS (Tier 1) (n=1480), Durham RPS (Tier 2) (n=762), London PS (Tier 3) (n=640), Saskatoon Police Service (Tier 4) (n=357), Tier 0 (OPP, SQ) (n=1829), Tier 1 (900k+ pop excl. EPS, OPS, TPS) (n=2429), Tier 2 (500-<900k excl. DRPS) (n=2168), Tier 3 (375-<500k excl. LPS) (n=418), Tier 4 (200-<375k excl. SPS) (n=381), Tier 5 (<200k) (n=2342)

In 2025, citizens in SPS' jurisdiction are just as likely to feel **unsafe walking alone after dark** as those in similarly-sized jurisdictions (Tier 4).

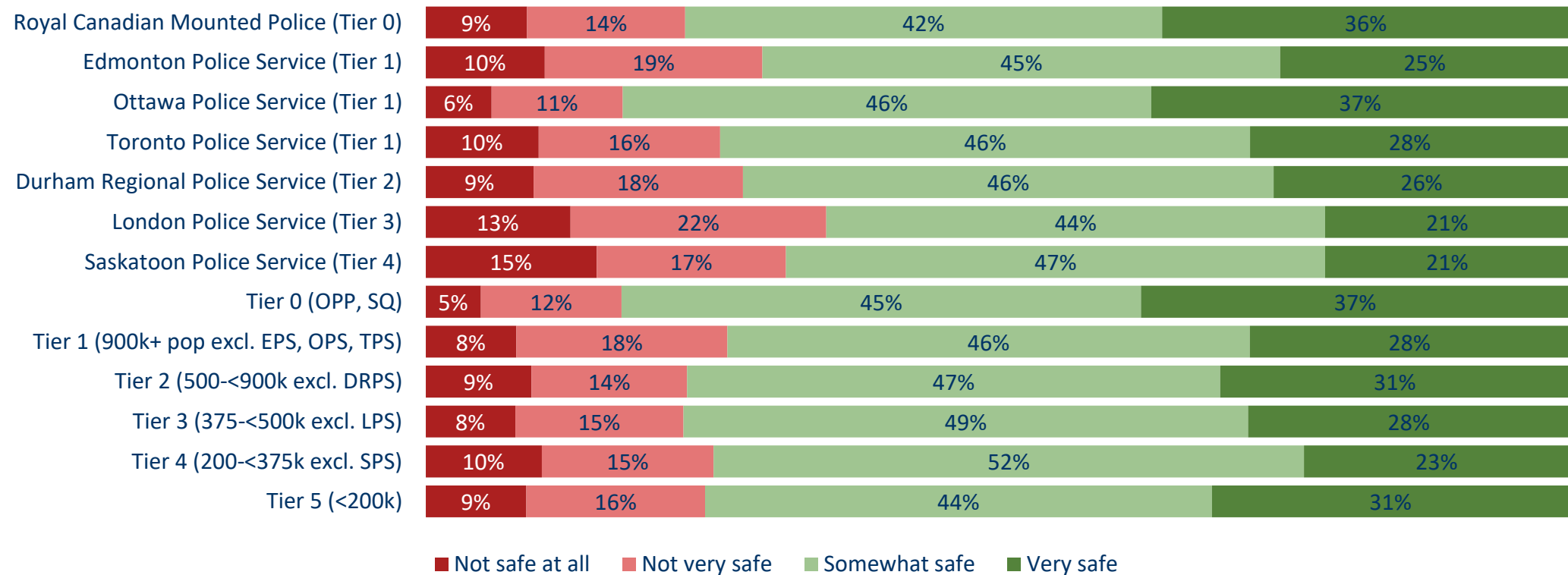
How safe when walking alone in your community after dark



Weight: Weight within police jurisdiction based on age, gender, household income, and household property victimization
Filters: Cases to be included in analysis: Include in analysis, All Police Services Subscribing and Tier Averages: Saskatoon Police Service (Tier 4), Tier 4 (200-375k excl. SPS), Time period based on month aggregation: May-Jun 2025 (Jan for SPS)
Base Sizes: Saskatoon Police Service (Tier 4) (n=421), Tier 4 (200-375k excl. SPS) (n=497)

All police services:

How safe when walking alone in your community after dark



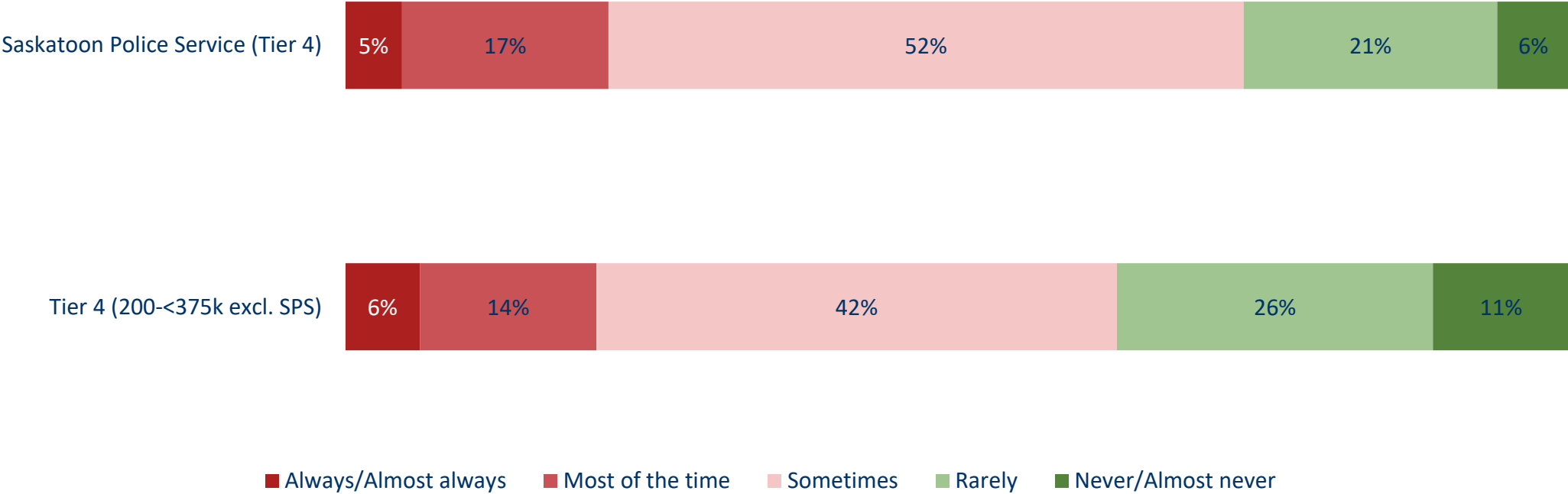
Weight: Weight within police jurisdiction based on age, gender, household income, and household property victimization

Filters: Cases to be included in analysis: Include in analysis, Time period based on month aggregation: May-Jun 2025 (Jan for SPS)

Base Sizes: RCMP (Tier 0) (n=3074), Edmonton PS (Tier 1) (n=1777), Ottawa PS (Tier 1) (n=3279), Toronto PS (Tier 1) (n=1844), Durham RPS (Tier 2) (n=906), London PS (Tier 3) (n=739), Saskatoon Police Service (Tier 4) (n=421), Tier 0 (OPP, SQ) (n=2575), Tier 1 (900k+ pop excl. EPS, OPS, TPS) (n=3155), Tier 2 (500-<900k excl. DRPS) (n=2801), Tier 3 (375-<500k excl. LPS) (n=543), Tier 4 (200-<375k excl. SPS) (n=497), Tier 5 (<200k) (n=3245)

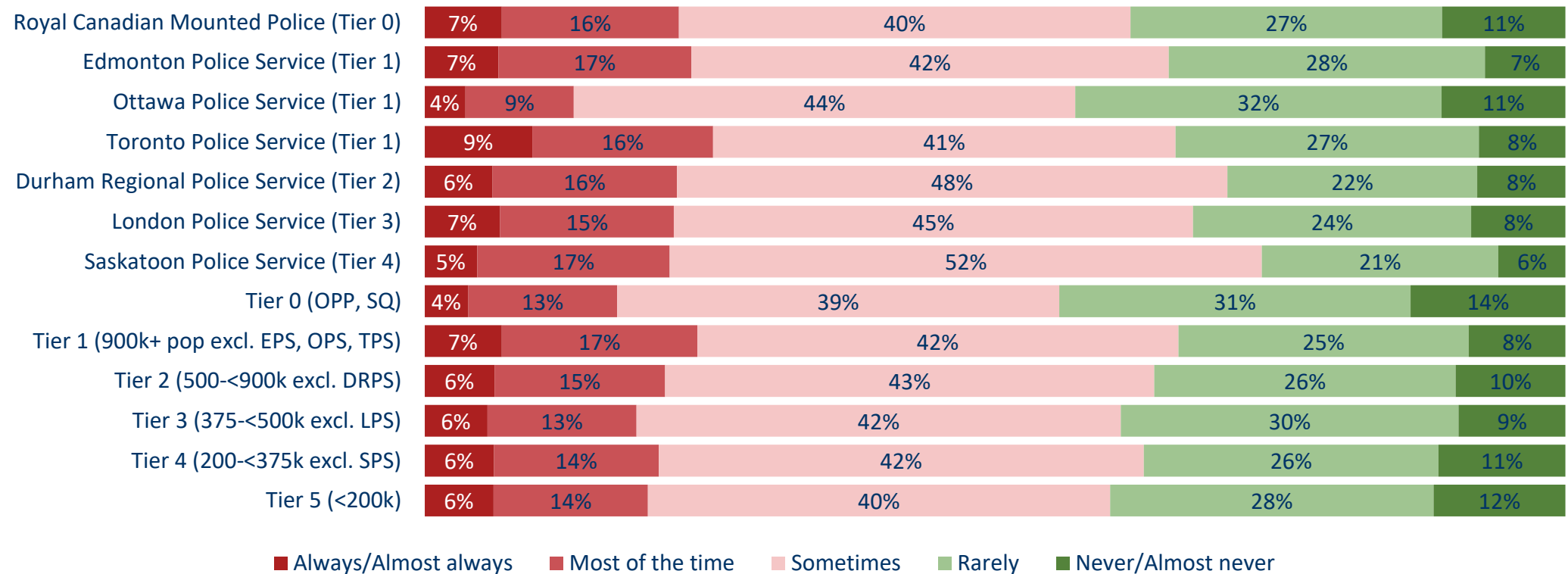
In 2025, citizens in SPS' jurisdiction are more likely to **worry about crime** at least sometimes than those in similarly-sized jurisdictions (73% in Saskatoon; 63% in other Tier 4 jurisdictions).

How often worry about crime



All police services:

How often worry about crime



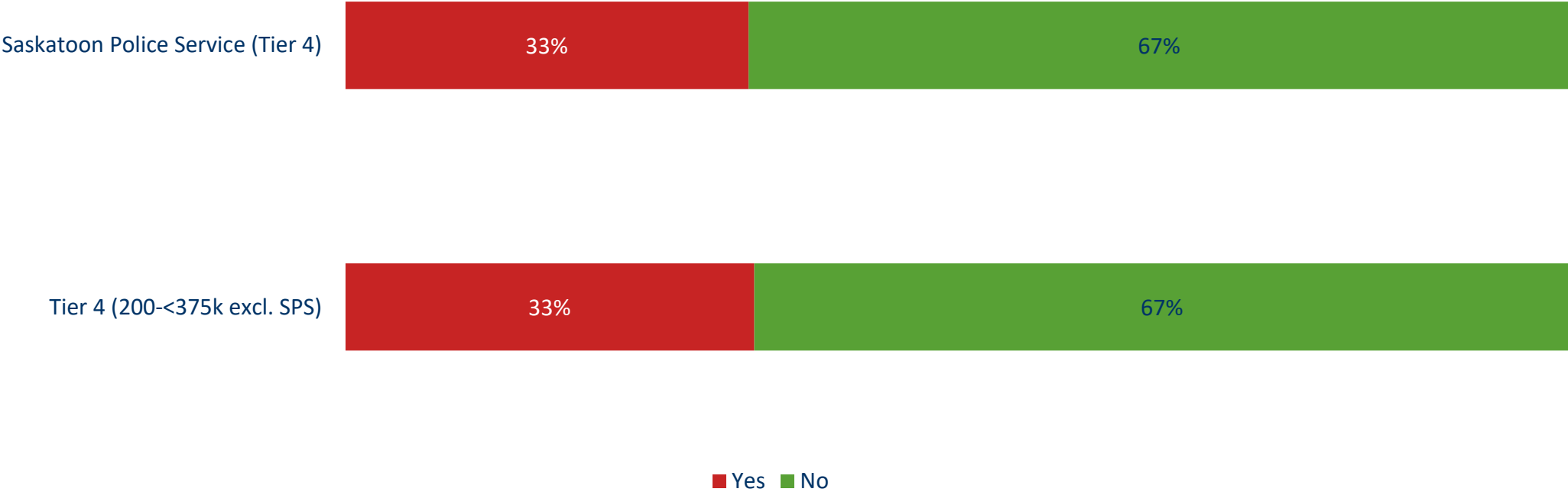
Weight: Weight within police jurisdiction based on age, gender, household income, and household property victimization

Filters: Cases to be included in analysis: Include in analysis, Time period based on month aggregation: May-Jun 2025 (Jan for SPS)

Base Sizes: RCMP (Tier 0) (n=3115), Edmonton PS (Tier 1) (n=1806), Ottawa PS (Tier 1) (n=3314), Toronto PS (Tier 1) (n=1865), Durham RPS (Tier 2) (n=915), London PS (Tier 3) (n=743), Saskatoon Police Service (Tier 4) (n=422), Tier 0 (OPP, SQ) (n=2614), Tier 1 (900k+ pop excl. EPS, OPS, TPS) (n=3186), Tier 2 (500-<900k excl. DRPS) (n=2834), Tier 3 (375-<500k excl. LPS) (n=551), Tier 4 (200-<375k excl. SPS) (n=497), Tier 5 (<200k) (n=3279)

In 2025, the **reported rate of victimization to any of the three crime types** in SPS' jurisdiction is on par with those in similarly-sized jurisdictions (Tier 4).

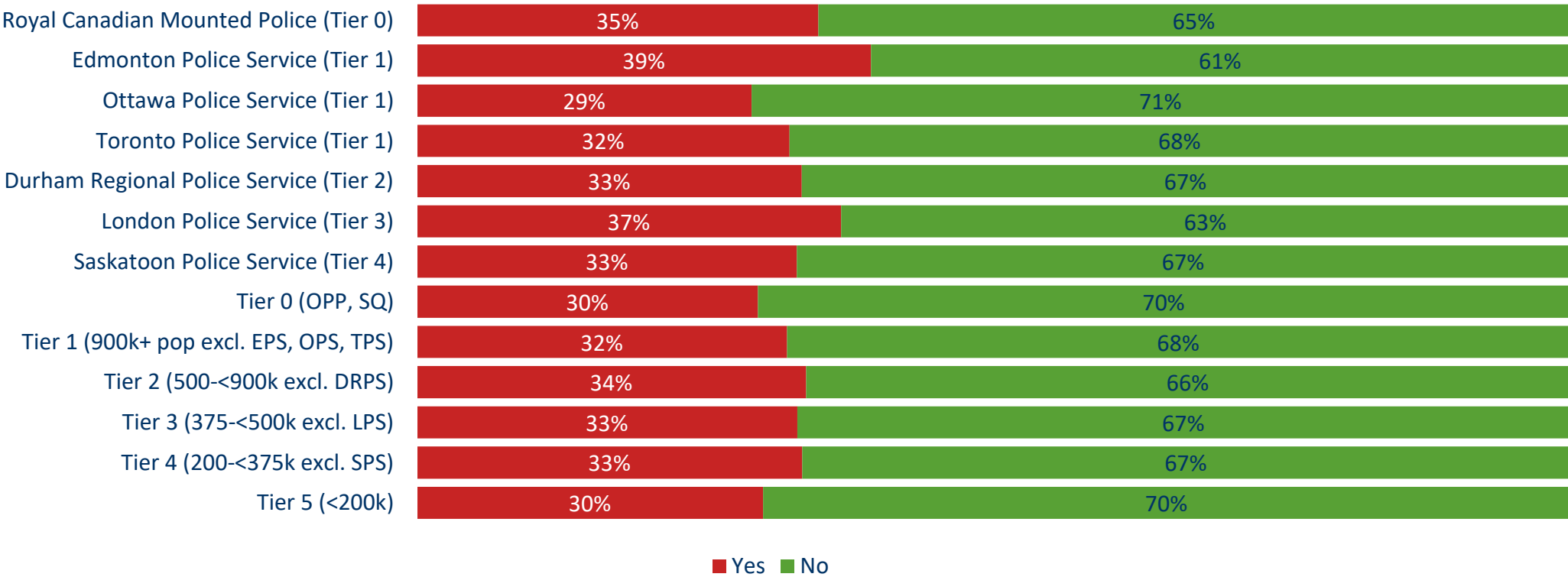
Victim of any of 3 crime types, past 12 months (you or someone in household)



Weight: Weight within police jurisdiction based on age, gender, household income, and household property victimization
Filters: Cases to be included in analysis: Include in analysis, All Police Services Subscribing and Tier Averages: Saskatoon Police Service (Tier 4), Tier 4 (200-375k excl. SPS), Time period based on month aggregation: May-Jun 2025 (Jan for SPS)
Base Sizes: Saskatoon Police Service (Tier 4) (n=424), Tier 4 (200-375k excl. SPS) (n=503)

All police services:

Victim of any of 3 crime types, past 12 months (you or someone in household)



Weight: Weight within police jurisdiction based on age, gender, household income, and household property victimization

Filters: Cases to be included in analysis: Include in analysis, Time period based on month aggregation: May-Jun 2025 (Jan for SPS)

Base Sizes: RCMP (Tier 0) (n=3131), Edmonton PS (Tier 1) (n=1819), Ottawa PS (Tier 1) (n=3335), Toronto PS (Tier 1) (n=1877), Durham RPS (Tier 2) (n=919), London PS (Tier 3) (n=748), Saskatoon Police Service (Tier 4) (n=424), Tier 0 (OPP, SQ) (n=2644), Tier 1 (900k+ pop excl. EPS, OPS, TPS) (n=3222), Tier 2 (500-<900k excl. DRPS) (n=2852), Tier 3 (375-<500k excl. LPS) (n=554), Tier 4 (200-<375k excl. SPS) (n=503), Tier 5 (<200k) (n=3308)

In 2025, citizens in SPS' jurisdiction report statistically similar **personal, property, and financial crime victimization** as Tier 4.

Victim of crime, past 12 months (you or someone in household)		
	Saskatoon Police Service (Tier 4)	Tier 4 (200-<375k excl. SPS)
	A	B
Financial crime	11%	15%
Personal crime	16%	15%
Property crime	17%	20%

Weight: Weight within police jurisdiction based on age, gender, household income, and household property victimization
Filters: Cases to be included in analysis: Include in analysis, All Police Services Subscribing and Tier Averages: Saskatoon Police Service (Tier 4), Tier 4 (200-<375k excl. SPS), Time period based on month aggregation: May-Jun 2025 (Jan for SPS)
Upper case letters indicate significance at the 95% level.
Statistical testing is not appropriate when n<30, interpret with caution.

All police services:

Victim of crime, past 12 months (you or someone in household)													
	RCMP (Tier 0)	Edmonton PS (Tier 1)	Ottawa PS (Tier 1)	Toronto PS (Tier 1)	Durham RPS (Tier 2)	London PS (Tier 3)	Saskatoon PS (Tier 4)	Tier 0 (OPP, SQ)	Tier 1 (900k+ pop excl. EPS, OPS, TPS)	Tier 2 (500- <900k excl. DRPS)	Tier 3 (375- <500k excl. LPS)	Tier 4 (200- <375k excl. SPS)	Tier 5 (<200k)
	A	B	C	D	E	F	G	H	I	J	K	L	M
Personal crime	18%	17%	13%	18%	14%	19%	16%	13%	15%	16%	15%	15%	14%
	C E H I J M	C E H M		C E H M		C E H M				C			
Financial crime	18%	18%	14%	17%	19%	16%	11%	16%	16%	16%	18%	15%	15%
	C G J M	C G M			C G J M						G		
Property crime	19%	26%	13%	14%	18%	19%	17%	14%	17%	19%	15%	20%	17%
	C D H I K M	A C D E F G H I J K L M			C D H	C D H			C H	C D H I K		C D H	C D H

Weight: Weight within police jurisdiction based on age, gender, household income, and household property victimization
Filters: Cases to be included in analysis: Include in analysis, Time period based on month aggregation: May-Jun 2025 (Jan for SPS)
Upper case letters indicate significance at the 95% level.
Statistical testing is not appropriate when n<30, interpret with caution.

In 2025, citizens in SPS' jurisdiction are just as likely to report all three types of crime as others in Tier 4.

Reported instances of crime to the police		
	Saskatoon Police Service (Tier 4)	Tier 4 (200-<375k excl. SPS)
	A	B
Personal crime	75%	83%
	84	89
Property crime	54%	65%
	185	129
Financial crime	39%	46%
	68	82

Weight: Weight within police jurisdiction based on age, gender, household income, and household property victimization
Filters: Cases to be included in analysis: Include in analysis, All Police Services Subscribing and Tier Averages: Saskatoon Police Service (Tier 4), Tier 4 (200-<375k excl. SPS), Time period based on month aggregation: May-Jun 2025 (Jan for SPS)
Upper case letters indicate significance at the 95% level.
Statistical testing is not appropriate when n<30, interpret with caution.

All police services:

Reported instances of crime to the police													
	RCMP (Tier 0)	Edmonton PS (Tier 1)	Ottawa PS (Tier 1)	Toronto PS (Tier 1)	Durham RPS (Tier 2)	London PS (Tier 3)	Saskatoon PS (Tier 4)	Tier 0 (OPP, SQ)	Tier 1 (900k+ pop excl. EPS, OPS, TPS)	Tier 2 (500- <900k excl. DRPS)	Tier 3 (375- <500k excl. LPS)	Tier 4 (200- <375k excl. SPS)	Tier 5 (<200k)
	A	B	C	D	E	F	G	H	I	J	K	L	M
Personal crime	74%	66%	62%	66%	77%	70%	75%	72%	71%	69%	74%	83%	72%
	698	371	399	395	140	177	84	408	600	543	102	89	528
	B C D				B C D			C				B C D F H I J M	C
Property crime	66%	60%	59%	60%	67%	60%	54%	60%	68%	62%	64%	65%	63%
	950	650	646	498	197	269	185	513	890	792	134	129	786
	B C D G H				G				B C D F G H J				
Financial crime	48%	42%	36%	45%	45%	54%	39%	43%	48%	44%	49%	46%	45%
	620	339	519	362	180	133	68	456	571	458	110	82	526
	C					C			C		C		C

Weight: Weight within police jurisdiction based on age, gender, household income, and household property victimization
Filters: Cases to be included in analysis: Include in analysis, Time period based on month aggregation: May-Jun 2025 (Jan for SPS)
Upper case letters indicate significance at the 95% level.
Statistical testing is not appropriate when n<30, interpret with caution.

3a. SPS-Only Custom Questions

Half of citizens in SPS' jurisdiction say that the presence of officers in their neighbourhood makes them feel safer.

About one-in-seven indicate that office presence makes them feel less safe.

How does the presence of law enforcement officers in your neighbourhood make you feel?



About 60% of citizens would feel safe taking transit.

How safe do/would you feel taking public transit, such as a bus?



■ Very safe ■ Somewhat safe ■ Not very safe ■ Not safe at all

About 60% of citizens agree that Saskatoon is a safe city to live.

Just over 25% disagree that it's a safe city.

I believe Saskatoon is a safe city to live in.



■ Strongly agree ■ Somewhat agree ■ Neither agree nor disagree ■ Somewhat disagree ■ Strongly disagree

Just under 60% agree that they're satisfied with the services provided by SPS.

I am satisfied with the services provided by the Saskatoon Police Service.




■ Strongly agree ■ Somewhat agree ■ Neither agree nor disagree ■ Somewhat disagree ■ Strongly disagree

While 64% agree that SPS is trustworthy.

One-fifth feel it is not.

Saskatoon Police Service is a trustworthy organization.



■ Strongly agree ■ Somewhat agree ■ Neither agree nor disagree ■ Somewhat disagree ■ Strongly disagree

About three-quarters agree that SPS' officers act professionally.

About one-in-seven disagree with the statement.

Saskatoon police officers act professionally when performing their duties.



■ Strongly agree ■ Somewhat agree ■ Neither agree nor disagree ■ Somewhat disagree ■ Strongly disagree

Demographics – SPS and Other Police Services

- For detailed demographic tables, please see the end of this report online here: [Advanis Police Service Benchmarks 2025: SPS Focus](#)
- SPS can also conduct its own analysis, cross-tabulating results against the demographic questions, online here: [Create Analysis](#)

Police Perception ("PSC") questions designed by Public Safety Canada and Halifax Regional Police per: <https://www.publicsafety.gc.ca/cnt/rsrscs/pblctns/2019-s003/index-en.aspx>

Public Safety questions designed by Advanis.

Definitions of types of crime were provided in the survey:

- *Personal crime: results in physical or mental harm to a person, like assault, abuse, kidnapping, sex crimes*
- *Property crime: deprives a person of the use or enjoyment of property, like theft, vandalism*
- *Financial crime: deception or fraud for financial gain, like blackmail, embezzlement, cybercrime*

Random samples of Canadians aged 18+:

- *May-June 2025 and January 2025 for SPS: 25,399 Canada-wide and 424 for SPS*
 - *Canada-wide results accurate to within +/- 0.6% and SPS +/- 4.8%, both 19 times out of 20*
- *Advanis has run this program since 2020. However, SPS did not subscribe until 2025, so base sizes for 2020-2024 are too low to report. SPS will begin to see its year-over-year trend in 2026.*

In all cases, margins of error are wider among subsets of the populations.

Data was weighted to age, gender, household income, and household property victimization statistics from Statistics Canada. We weighted to victimization data to adjust for the higher likelihood that victims of crime respond to the survey. For SPS, we oversampled Indigenous citizens, so we also weighted to the population proportions for Indigenous/Non-Indigenous. The details are available upon request.

Advanis is a member of the Canadian Research Insights Council (CRIC) and confirms that this research fully complies with all CRIC Standards including the CRIC Public Opinion Research Standards and Disclosure Requirements (<https://www.canadianresearchinsightscouncil.ca/wp-content/uploads/2019/09/CRIC-Public-Opinion-Research-Standards-and-Disclosure-Requirements-1.pdf>)

For questions, please contact: matthijs.visser@advanis.net



www.advanis.net